

CHINESE YUAN RENMINBI / SWEDISH KRONA (CNY/SEK)

2024/05/10 23:28:14

Price

1.50106 SEK

1 CNY = 1.50106 SEK

1 SEK = 0.66620 CNY

Difference

 -0.23%
(-0.00)

General attributes

Exchange rate -

Exchange over the counter World

Security type Currency

Market data

Open 1.50379 SEK

High 1.50460 SEK

Low 1.49883 SEK

Close (prev. day) 1.50451 SEK

Performance and Risk

	6m	1y	3y
Perf (%)	+0.26%	+1.81%	+15.53%
Perf (abs.)	+0.00	+0.03	+0.20
Beta	-	-	-
Volatility	8.58	8.65	9.32

Futures and Options

Related Futures -

Related Options -












Information about previous performance does not guarantee future performance.
Source: FactSet

Price data

Ø price 5 days Ø volume 5 days (pcs.)	1.50374 SEK (0)
Ø price 30 days Ø volume 30 days (pcs.)	1.50468 SEK (0)
Ø price 100 days Ø volume 100 days (pcs.)	1.46929 SEK (0)
Ø price 250 days Ø volume 250 days (pcs.)	1.47385 SEK (0)
YTD High date	1.52276 SEK (2024/05/01)
YTD Low date	1.41279 SEK (2024/01/02)
52 Weeks High date	1.54243 SEK (2023/05/31)
52 Weeks Low date	1.38923 SEK (2023/12/27)

Recent research

on market

Date	Headline	Download
2024/05/10	 EU News Monthly May 2024	
2024/05/08	 Marktkommentar	
2024/05/06	 Anzeichen für eine wirtschaftliche Wende?	
2024/05/06	 Mixed data on retail sales and industrial output	
2024/05/02	 FX markets reflect uncertain interest rate outlook	