

SOUTH AFRICAN RAND / RUSSIAN ROUBLE (ZAR/RUB)

2024/08/21 19:00:41

Price

5.12461 RUB

1 ZAR = 5.12461 RUB

1 RUB = 0.19514 ZAR

Difference

 -0.16%
(-0.01)

General attributes

Exchange rate -

Exchange over the counter World

Security type Currency

Market data

Open 5.13462 RUB

High 5.16370 RUB

Low 5.09947 RUB

Close (prev. day) 5.13277 RUB

Performance and Risk

	6m	1y	3y
Perf (%)	+5.11%	+4.70%	+6.05%
Perf (abs.)	+0.25	+0.23	+0.29
Beta	-	-	-
Volatility	17.50	17.39	34.39

Futures and Options

Related Futures -

Related Options -

5y












Information about previous performance does not guarantee future performance.
Source: FactSet

Price data

Ø price 5 days Ø volume 5 days (pcs.)	5.03027 RUB (0)
Ø price 30 days Ø volume 30 days (pcs.)	4.79851 RUB (0)
Ø price 100 days Ø volume 100 days (pcs.)	4.82994 RUB (0)
Ø price 250 days Ø volume 250 days (pcs.)	4.85229 RUB (0)
YTD High date	5.13751 RUB (2024/08/13)
YTD Low date	4.54939 RUB (2024/08/05)
52 Weeks High date	5.33939 RUB (2023/10/11)
52 Weeks Low date	4.54939 RUB (2024/08/05)

Recent research

on market

Date	Headline	Download
2024/08/20	 CEE Special Report Social Development Goals in t...	
2024/08/19	 Poland's monthly data as tipping point for upward ...	
2024/08/12	 Marktkommentar	
2024/08/12	 US-Arbeitsmarkt und Bank of Japan verunsichern die...	
2024/08/12	 GDP growth data in spotlight	