

SOUTH AFRICAN RAND / RUSSIAN ROUBLE (ZAR/RUB)

2024/07/27 06:21:13

Price

4.70461 RUB

1 ZAR = 4.70461 RUB

1 RUB = 0.21256 ZAR

Difference

 0.05%
(0.00)

General attributes

Exchange rate -

Exchange over the counter World

Security type Currency

Market data

Open 4.70151 RUB

High 4.70461 RUB

Low 4.70151 RUB

Close (prev. day) 4.70237 RUB

Performance and Risk

	6m	1y	3y
Perf (%)	-1.61%	-8.01%	-5.61%
Perf (abs.)	-0.08	-0.41	-0.28
Beta	-	-	-
Volatility	17.05	18.50	34.33

Futures and Options

Related Futures -

Related Options -

5y











Information about previous performance does not guarantee future performance.
Source: FactSet

Price data

Ø price 5 days Ø volume 5 days (pcs.)	4.72507 RUB (0)
Ø price 30 days Ø volume 30 days (pcs.)	4.79725 RUB (0)
Ø price 100 days Ø volume 100 days (pcs.)	4.86008 RUB (0)
Ø price 250 days Ø volume 250 days (pcs.)	4.85156 RUB (0)
YTD High date	5.07094 RUB (2024/05/01)
YTD Low date	4.57849 RUB (2024/01/23)
52 Weeks High date	5.34914 RUB (2023/08/14)
52 Weeks Low date	4.57849 RUB (2024/01/23)

Recent research

on market

Date	Headline	Download
2024/07/25	 CEE Special Report Can we work more for longer?	
2024/07/22	 CEE Baltics Economic performance further diver...	
2024/07/22	 Märkte preisen Trump noch nicht ein	
2024/07/22	 Will Hungarian central bank pause or continue with...	
2024/07/18	 Western Balkan and the EU - who is ready?	