

SOUTH AFRICAN RAND / RUSSIAN ROUBLE (ZAR/RUB)

2024/05/09 12:00:40

Price

4.99491 RUB

1 ZAR = 4.99491 RUB

1 RUB = 0.20020 ZAR

Difference

 1.14%
(0.06)

General attributes

Exchange rate

-

Exchange

over the counter World

Security type

Currency

Market data

Open 4.93974 RUB

High 4.99491 RUB

Low 4.93021 RUB

Close (prev. day) 4.93871 RUB

Performance and Risk

	6m	1y	3y
Perf (%)	-0.91%	+15.30%	-5.67%
Perf (abs.)	-0.05	+0.66	-0.30
Beta	-	-	-
Volatility	15.48	20.59	33.95

Futures and Options

Related Futures

-

Related Options

-











Information about previous performance does not guarantee future performance.
Source: FactSet

Price data

Ø price 5 days Ø volume 5 days (pcs.)	4.94257 RUB (0)
Ø price 30 days Ø volume 30 days (pcs.)	4.93017 RUB (0)
Ø price 100 days Ø volume 100 days (pcs.)	4.88010 RUB (0)
Ø price 250 days Ø volume 250 days (pcs.)	4.91995 RUB (0)
YTD High date	5.07094 RUB (2024/05/01)
YTD Low date	4.57849 RUB (2024/01/23)
52 Weeks High date	5.34914 RUB (2023/08/14)
52 Weeks Low date	3.80659 RUB (2023/05/31)

Recent research

on market		
Date	Headline	Download
2024/05/08	 Marktkommentar	
2024/05/06	 Anzeichen für eine wirtschaftliche Wende?	
2024/05/06	 Mixed data on retail sales and industrial output	
2024/05/02	 FX markets reflect uncertain interest rate outlook	
2024/05/02	 FX-Märkte spiegeln unsicheres Zinsumfeld wider	