

SOUTH AFRICAN RAND / RUSSIAN ROUBLE (ZAR/RUB)

2024/05/22 15:00:41

Price

4.93947 RUB

1 ZAR = 4.93947 RUB

1 RUB = 0.20245 ZAR

Difference

 -1.16%
(-0.06)

General attributes

Exchange rate -

Exchange over the counter World

Security type Currency

Market data

Open 5.00546 RUB

High 5.00546 RUB

Low 4.93947 RUB

Close (prev. day) 4.9974 RUB

Performance and Risk

	6m	1y	3y
Perf (%)	+5.50%	+20.40%	-5.23%
Perf (abs.)	+0.26	+0.85	-0.28
Beta	-	-	-
Volatility	15.20	20.10	33.95

Futures and Options

Related Futures -

Related Options -

5y








Information about previous performance does not guarantee future performance.
Source: FactSet

Price data

Ø price 5 days Ø volume 5 days (pcs.)	5.00822 RUB (0)
Ø price 30 days Ø volume 30 days (pcs.)	4.95943 RUB (0)
Ø price 100 days Ø volume 100 days (pcs.)	4.90484 RUB (0)
Ø price 250 days Ø volume 250 days (pcs.)	4.91586 RUB (0)
YTD High date	5.07094 RUB (2024/05/01)
YTD Low date	4.57849 RUB (2024/01/23)
52 Weeks High date	5.34914 RUB (2023/08/14)
52 Weeks Low date	3.80659 RUB (2023/05/31)

Recent research

on market

Date	Headline	Download
2024/05/21	 Verbesserung der Stimmung in der Eurozone?	
2024/05/19	 Hungarian central bank to cut rates further	
2024/05/13	 Will Romanian central bank begin monetary easing?	
2024/05/10	 EU News Monthly May 2024	
2024/05/08	 Marktkommentar	