

SINGAPORE-DOLLAR / RUSSIAN ROUBLE (SGD/RUB)

2024/06/26 18:00:40

Price

64.32233 RUB

1 SGD = 64.32233 RUB

1 RUB = 0.01555 SGD

Difference

 -1.29%
(-0.84)

General attributes

Exchange rate

-

Exchange

over the counter World

Security type

Currency

Market data

Open 65.17696 RUB

High 65.17696 RUB

Low 63.91094 RUB

Close (prev. day) 65.15989 RUB

Performance and Risk

	6m	1y	3y
Perf (%)	-6.22%	+6.60%	+21.07%
Perf (abs.)	-4.32	+4.04	+11.34
Beta	-	-	-
Volatility	13.78	15.30	32.18

Futures and Options

Related Futures

-

Related Options

-



5y

Information about previous performance does not guarantee future performance.









Source: FactSet

Price data

Ø price 5 days Ø volume 5 days (pcs.)	65.39636 RUB (0)
Ø price 30 days Ø volume 30 days (pcs.)	65.68624 RUB (0)
Ø price 100 days Ø volume 100 days (pcs.)	67.38823 RUB (0)
Ø price 250 days Ø volume 250 days (pcs.)	67.65751 RUB (0)
YTD High date	70.74252 RUB (2024/02/23)
YTD Low date	61.04725 RUB (2024/06/20)
52 Weeks High date	74.98768 RUB (2023/08/14)
52 Weeks Low date	61.04725 RUB (2024/06/20)

Recent research

on market

Date	Headline	Download
2024/06/25	 High pressure economy: What have we learned?	
2024/06/25	 Diving into Slovak competitiveness	
2024/06/24	 CNB set to cut rates this week, but by how much?	
2024/06/21	 Erste Group Research	
2024/06/20	 Bosnia and Herzegovina Growth to remain subdued ...	