


SWEDISH KRONA / RUSSIAN ROUBLE (SEK/RUB)

2024/07/27 05:38:37

Price
7.95714 RUB

1 SEK = 7.95714 RUB
1 RUB = 0.12567 SEK

Difference  **-0.02%**
(-0.00)

General attributes

Exchange rate -
Exchange over the counter World
Security type Currency

Market data

Open 7.95714 RUB
High 7.95714 RUB
Low 7.95714 RUB
Close (prev. day) 7.95859 RUB

Performance and Risk

	6m	1y	3y
Perf (%)	-7.29%	-8.07%	-6.77%
Perf (abs.)	-0.63	-0.70	-0.58
Beta	-	-	-
Volatility	16.30	17.39	32.96

Futures and Options

Related Futures -
Related Options -

5y











Information about previous performance does not guarantee future performance.
Source: FactSet

Price data

Ø price 5 days Ø volume 5 days (pcs.)	8.03120 RUB (0)
Ø price 30 days Ø volume 30 days (pcs.)	8.24019 RUB (0)
Ø price 100 days Ø volume 100 days (pcs.)	8.39597 RUB (0)
Ø price 250 days Ø volume 250 days (pcs.)	8.59479 RUB (0)
YTD High date	9.17720 RUB (2024/02/26)
YTD Low date	7.84484 RUB (2024/07/25)
52 Weeks High date	9.39295 RUB (2023/08/14)
52 Weeks Low date	7.84484 RUB (2024/07/25)

Recent research

on market		
Date	Headline	Download
2024/07/25	 CEE Special Report Can we work more for longer?	
2024/07/22	 CEE Baltics Economic performance further diver...	
2024/07/22	 Märkte preisen Trump noch nicht ein	
2024/07/22	 Will Hungarian central bank pause or continue with...	
2024/07/18	 Western Balkan and the EU - who is ready?	