


NORWEGIAN KRONER / RUSSIAN ROUBLE (NOK/RUB)

2024/05/02 12:00:41

Price
8.28822 RUB

1 NOK = 8.28822 RUB
1 RUB = 0.12065 NOK

Difference  **-2.23%**
(-0.19)

General attributes

Exchange rate -
Exchange over the counter World
Security type Currency

Market data

Open 8.48397 RUB
High 8.48400 RUB
Low 8.28822 RUB
Close (prev. day) 8.47748 RUB

Performance and Risk

	6m	1y	3y
Perf (%)	+2.21%	+14.26%	-6.22%
Perf (abs.)	+0.18	+1.06	-0.56
Beta	-	-	-
Volatility	15.52	20.95	33.52

Futures and Options

Related Futures -
Related Options -

5y






Information about previous performance does not guarantee future performance.
Source: FactSet

Price data

Ø price 5 days Ø volume 5 days (pcs.)	8.43599 RUB (0)
Ø price 30 days Ø volume 30 days (pcs.)	8.52833 RUB (0)
Ø price 100 days Ø volume 100 days (pcs.)	8.61373 RUB (0)
Ø price 250 days Ø volume 250 days (pcs.)	8.65394 RUB (0)
YTD High date	8.99311 RUB (2024/02/26)
YTD Low date	8.35004 RUB (2024/04/29)
52 Weeks High date	9.72797 RUB (2023/08/14)
52 Weeks Low date	6.69270 RUB (2023/05/31)

Recent research

on market		
Date	Headline	Download
2024/04/29	 Focus on GDP data and central bank meeting in Czec...	
2024/04/23	 CEE Special Report Strong growth in CEE economie...	
2024/04/21	 Hungarian central bank to cut rates further	
2024/04/15	 Croatia Special Report What's behind Croatia's e...	
2024/04/15	 Parliamentary elections in Croatia	