


HONGKONG-DOLLAR / RUSSIAN ROUBLE (HKD/RUB)

2024/06/26 18:00:41

Price
11.19370 RUB
 1 HKD = 11.19370 RUB
 1 RUB = 0.08934 HKD

Difference  **-0.97%**
 (-0.11)

General attributes

Exchange rate -
Exchange over the counter World
Security type Currency

Market data

Open 11.30742 RUB
High 11.30742 RUB
Low 11.11627 RUB
Close (prev. day) 11.30293 RUB

Performance and Risk

	6m	1y	3y
Perf (%)	-4.03%	+7.12%	+21.46%
Perf (abs.)	-0.47	+0.75	+2.00
Beta	-	-	-
Volatility	14.43	15.88	32.72

Futures and Options

Related Futures -
Related Options -











5y

Information about previous performance does not guarantee future performance.
 Source: FactSet

Price data

Ø price 5 days Ø volume 5 days (pcs.)	11.34507 RUB (0)
Ø price 30 days Ø volume 30 days (pcs.)	11.36099 RUB (0)
Ø price 100 days Ø volume 100 days (pcs.)	11.65533 RUB (0)
Ø price 250 days Ø volume 250 days (pcs.)	11.65119 RUB (0)
YTD High date	12.16162 RUB (2024/02/23)
YTD Low date	10.57043 RUB (2024/06/20)
52 Weeks High date	13.04018 RUB (2023/10/09)
52 Weeks Low date	10.55289 RUB (2023/06/26)

Recent research

on market			
Date		Headline	Download
2024/06/25		High pressure economy: What have we learned?	
2024/06/25		Diving into Slovak competitiveness	
2024/06/24		CNB set to cut rates this week, but by how much?	
2024/06/21		Erste Group Research	
2024/06/20		Bosnia and Herzegovina Growth to remain subdued ...	