


# CZECH KORUNA / RUSSIAN ROUBLE (CZK/RUB)

2024/06/26 17:00:30

**Price**  
**3.76441** RUB

1 CZK = 3.76441 RUB  
1 RUB = 0.26565 CZK

**Difference**  **-1.20%**  
**(-0.05)**

### General attributes

**Exchange rate** -  
**Exchange** over the counter World  
**Security type** Currency

### Market data

**Open** 3.80992 RUB  
**High** 3.80992 RUB  
**Low** 3.72520 RUB  
**Close (prev. day)** 3.81031 RUB

### Performance and Risk

	6m	1y	3y
<b>Perf (%)</b>	-7.69%	+0.04%	+12.47%
<b>Perf (abs.)</b>	-0.32	+0.00	+0.42
<b>Beta</b>	-	-	-
<b>Volatility</b>	14.85	16.72	32.61

### Futures and Options

**Related Futures** -  
**Related Options** -





5y

Information about previous performance does not guarantee future performance.  
Source: FactSet

### Price data

<b>Ø price 5 days   Ø volume 5 days (pcs.)</b>	3.81124 RUB (0)
<b>Ø price 30 days   Ø volume 30 days (pcs.)</b>	3.87087 RUB (0)
<b>Ø price 100 days   Ø volume 100 days (pcs.)</b>	3.93098 RUB (0)
<b>Ø price 250 days   Ø volume 250 days (pcs.)</b>	3.96414 RUB (0)
<b>YTD High   date</b>	4.08727 RUB (2024/01/08)
<b>YTD Low   date</b>	3.55880 RUB (2024/06/20)
<b>52 Weeks High   date</b>	4.62640 RUB (2023/08/14)
<b>52 Weeks Low   date</b>	3.55880 RUB (2024/06/20)

### Recent research

on instrument	on market		
Date		Headline	Download
2024/06/24		CNB set to cut rates this week, but by how much?	
2024/06/17		The last cut in Hungary for the time being	
2024/06/12		Czechia   Recovery of the economy	
2024/06/11		Price level stagnated in May	
2024/06/10		Is Serbia ready to cut? Inflation numbers across C...	