

CHINESE YUAN RENMINBI / RUSSIAN ROUBLE (CNY/RUB)

2024/06/28 21:36:32

Price

11.86880 RUB

1 CNY = 11.86880 RUB

1 RUB = 0.08426 CNY

Difference

 1.48%
(0.17)

General attributes

Exchange rate -

Exchange over the counter World

Security type Currency

Market data

Open 11.92791 RUB

High 11.97045 RUB

Low 11.72061 RUB

Close (prev. day) 11.69542 RUB

Performance and Risk

	6m	1y	3y
Perf (%)	-4.68%	-0.01%	+6.05%
Perf (abs.)	-0.58	+0.00	+0.68
Beta	-	-	-
Volatility	16.09	17.17	33.83

Futures and Options

Related Futures -

Related Options -

5y











Information about previous performance does not guarantee future performance.
Source: FactSet

Price data

Ø price 5 days Ø volume 5 days (pcs.)	11.97666 RUB (0)
Ø price 30 days Ø volume 30 days (pcs.)	12.15620 RUB (0)
Ø price 100 days Ø volume 100 days (pcs.)	12.56318 RUB (0)
Ø price 250 days Ø volume 250 days (pcs.)	12.61043 RUB (0)
YTD High date	13.16906 RUB (2024/02/23)
YTD Low date	11.36439 RUB (2024/06/20)
52 Weeks High date	14.01602 RUB (2023/10/09)
52 Weeks Low date	11.36439 RUB (2024/06/20)

Recent research

on market

Date	Headline	Download
2024/06/25	 High pressure economy: What have we learned?	
2024/06/25	 Diving into Slovak competitiveness	
2024/06/24	 CNB set to cut rates this week, but by how much?	
2024/06/21	 Erste Group Research	
2024/06/20	 Bosnia and Herzegovina Growth to remain subdued ...	