

NORWEGIAN KRONER / NEW ZEALAND DOLLAR (NOK/NZD)

2024/07/27 06:21:13

Price

0.15364 NZD

1 NOK = 0.15364 NZD
1 NZD = 6.50889 NOK

Difference

 -0.22%
(-0.00)

General attributes

Exchange rate -
Exchange over the counter World
Security type Currency

Market data

Open 0.15364 NZD
High 0.15364 NZD
Low 0.15364 NZD
Close (prev. day) 0.15397 NZD

Performance and Risk

	6m	1y	3y
Perf (%)	-2.29%	-3.19%	-4.98%
Perf (abs.)	+0.00	-0.01	-0.01
Beta	-	-	-
Volatility	5.37	6.25	7.80

Futures and Options

Related Futures -
Related Options -











Information about previous performance does not guarantee future performance.
Source: FactSet

Price data

Ø price 5 days Ø volume 5 days (pcs.)	0.15319 NZD (0)
Ø price 30 days Ø volume 30 days (pcs.)	0.15345 NZD (0)
Ø price 100 days Ø volume 100 days (pcs.)	0.15346 NZD (0)
Ø price 250 days Ø volume 250 days (pcs.)	0.15407 NZD (0)
YTD High date	0.15760 NZD (2024/01/29)
YTD Low date	0.15201 NZD (2024/06/11)
52 Weeks High date	0.16218 NZD (2023/08/10)
52 Weeks Low date	0.14824 NZD (2023/12/06)

Recent research

on market		
Date	Headline	Download
2024/07/25	 CEE Special Report Can we work more for longer?	
2024/07/22	 CEE Baltics Economic performance further diver...	
2024/07/22	 Märkte preisen Trump noch nicht ein	
2024/07/22	 Will Hungarian central bank pause or continue with...	
2024/07/18	 Western Balkan and the EU - who is ready?	