

BRITISH POUND / ICELAND KRONA (GBP/ISK)

2024/04/17 03:00:41

Price

176.56303 ISK1 GBP = 176.56303 ISK
1 ISK = 0.00566 GBP

Difference

 -0.03%
(-0.05)

General attributes

Exchange rate -
Exchange over the counter World
Security type Currency

Market data

Open 176.60436 ISK
High 176.60436 ISK
Low 176.56303 ISK
Close (prev. day) 176.61470 ISK

Performance and Risk

	6m	1y	3y
Perf (%)	+4.30%	+4.51%	+0.82%
Perf (abs.)	+7.29	+7.62	+1.43
Beta	-	-	-
Volatility	7.31	7.09	8.10

Futures and Options

Related Futures -
Related Options -











Information about previous performance does not guarantee future performance.
Source: FactSet

Price data

Ø price 5 days Ø volume 5 days (pcs.)	176.29668 ISK (0)
Ø price 30 days Ø volume 30 days (pcs.)	175.09827 ISK (0)
Ø price 100 days Ø volume 100 days (pcs.)	174.36118 ISK (0)
Ø price 250 days Ø volume 250 days (pcs.)	172.23060 ISK (0)
YTD High date	176.64778 ISK (2024/04/16)
YTD Low date	172.00796 ISK (2024/02/02)
52 Weeks High date	178.82498 ISK (2023/11/14)
52 Weeks Low date	165.29405 ISK (2023/08/29)

Recent research

on market			
Date		Headline	Download
2024/04/15		Croatia Special Report What's behind Croatia's e...	
2024/04/15		Parliamentary elections in Croatia	
2024/04/11		Less aggressive monetary easing to come	
2024/04/08		EZB Zinssenkung im Juni	
2024/04/08		Inflation numbers and Serbia's central bank meetin...	