


NORWEGIAN KRONER / ICELAND KRONA (NOK/ISK)

2024/07/27 06:21:13

Price
12.51474 ISK

1 NOK = 12.51474 ISK
1 ISK = 0.07991 NOK

Difference  **-0.02%**
(-0.00)

General attributes

Exchange rate -
Exchange over the counter World
Security type Currency

Market data

Open 12.51474 ISK
High 12.51474 ISK
Low 12.51474 ISK
Close (prev. day) 12.51668 ISK

Performance and Risk

	6m	1y	3y
Perf (%)	-4.66%	-3.54%	-12.34%
Perf (abs.)	-0.61	-0.46	-1.76
Beta	-	-	-
Volatility	7.69	9.20	10.24

Futures and Options

Related Futures -
Related Options -

5y











Information about previous performance does not guarantee future performance.
Source: FactSet

Price data

Ø price 5 days Ø volume 5 days (pcs.)	12.52392 ISK (0)
Ø price 30 days Ø volume 30 days (pcs.)	12.81870 ISK (0)
Ø price 100 days Ø volume 100 days (pcs.)	12.91199 ISK (0)
Ø price 250 days Ø volume 250 days (pcs.)	12.98745 ISK (0)
YTD High date	13.43634 ISK (2024/01/02)
YTD Low date	12.39182 ISK (2024/07/25)
52 Weeks High date	13.51852 ISK (2023/12/27)
52 Weeks Low date	12.25723 ISK (2023/08/28)

Recent research

on market		
Date	Headline	Download
2024/07/25	 CEE Special Report Can we work more for longer?	
2024/07/22	 CEE Baltics Economic performance further diver...	
2024/07/22	 Märkte preisen Trump noch nicht ein	
2024/07/22	 Will Hungarian central bank pause or continue with...	
2024/07/18	 Western Balkan and the EU - who is ready?	