


SOUTH AFRICAN RAND / HUNGARIAN FORINT (ZAR/HUF)

2024/07/17 16:00:39

Price
19.66217 HUF

1 ZAR = 19.66217 HUF
1 HUF = 0.05086 ZAR

Difference  **-1.25%**
(-0.25)

General attributes

Exchange rate -
Exchange over the counter World
Security type Currency

Market data

Open 19.92050 HUF
High 19.93165 HUF
Low 19.61163 HUF
Close (prev. day) 19.91079 HUF

Performance and Risk

| | 6m | 1y | 3y |
|-------------|--------|--------|--------|
| Perf (%) | +8.35% | +8.32% | -5.44% |
| Perf (abs.) | +1.53 | +1.53 | -1.15 |
| Beta | - | - | - |
| Volatility | 10.39 | 10.88 | 12.86 |

Futures and Options

Related Futures -
Related Options -













Information about previous performance does not guarantee future performance.
Source: FactSet

Price data

| | |
|---|---------------------------|
| Ø price 5 days Ø volume 5 days (pcs.) | 19.93302 HUF (0) |
| Ø price 30 days Ø volume 30 days (pcs.) | 20.15646 HUF (0) |
| Ø price 100 days Ø volume 100 days (pcs.) | 19.66242 HUF (0) |
| Ø price 250 days Ø volume 250 days (pcs.) | 19.20502 HUF (0) |
| YTD High date | 20.80074 HUF (2024/06/21) |
| YTD Low date | 18.29274 HUF (2024/01/17) |
| 52 Weeks High date | 20.80074 HUF (2024/06/21) |
| 52 Weeks Low date | 18.29274 HUF (2024/01/17) |

Recent research

| on instrument | on market | | |
|---------------|---|---|---|
| Date | | Headline | Download |
| 2024/07/15 |  | Data mix in the week to come |  |
| 2024/07/09 |  | Energy prices delivered the pretty figure |  |
| 2024/07/08 |  | Central bank meeting in Serbia and June's inflatio... |  |
| 2024/07/05 |  | Industry surprised to the downside |  |
| 2024/07/05 |  | From a distance, it is beautiful |  |