

## SINGAPORE-DOLLAR / HUNGARIAN FORINT (SGD/HUF)

2024/08/21 21:00:42

## Price

**269.66004** HUF

1 SGD = 269.66004 HUF

1 HUF = 0.00371 SGD

## Difference

 -0.36%  
(-0.97)

## General attributes

Exchange rate -

Exchange over the counter World

Security type Currency

## Market data

Open 270.77580 HUF

High 270.85834 HUF

Low 269.59801 HUF

Close (prev. day) 270.62584 HUF

## Performance and Risk

	6m	1y	3y
Perf (%)	+1.42%	+4.51%	+23.21%
Perf (abs.)	+3.80	+11.68	+50.98
Beta	-	-	-
Volatility	6.13	6.58	10.28

## Futures and Options

Related Futures -

Related Options -

5y












Information about previous performance does not guarantee future performance.  
Source: FactSet

## Price data

Ø price 5 days   Ø volume 5 days (pcs.)	271.37462 HUF (0)
Ø price 30 days   Ø volume 30 days (pcs.)	271.64362 HUF (0)
Ø price 100 days   Ø volume 100 days (pcs.)	269.23396 HUF (0)
Ø price 250 days   Ø volume 250 days (pcs.)	267.74993 HUF (0)
YTD High   date	275.94297 HUF (2024/08/05)
YTD Low   date	258.50777 HUF (2024/01/11)
52 Weeks High   date	275.94297 HUF (2024/08/05)
52 Weeks Low   date	255.80920 HUF (2023/11/15)

## Recent research

on instrument	on market		
Date		Headline	Download
2024/08/19		Poland's monthly data as tipping point for upward ...	
2024/08/12		GDP growth data in spotlight	
2024/08/08		Inflation increased to 4.1% y/y in July	
2024/08/07		Industry rose on monthly level in June	
2024/08/06		Subdued retail sales activity in June	