


# SWEDISH KRONA / HUNGARIAN FORINT (SEK/HUF)

2024/05/08 16:00:41

**Price**  
**33.20591** HUF

1 SEK = 33.20591 HUF  
1 HUF = 0.03012 SEK

**Difference**  **-0.24%**  
**(-0.08)**

### General attributes

**Exchange rate** -  
**Exchange** over the counter World  
**Security type** Currency

### Market data

**Open** 33.26313 HUF  
**High** 33.26915 HUF  
**Low** 33.11271 HUF  
**Close (prev. day)** 33.28481 HUF

### Performance and Risk

	6m	1y	3y
<b>Perf (%)</b>	+2.89%	+0.41%	-6.13%
<b>Perf (abs.)</b>	+0.94	+0.13	-2.17
<b>Beta</b>	-	-	-
<b>Volatility</b>	6.66	7.71	9.38

### Futures and Options

**Related Futures** -  
**Related Options** -

5y





Information about previous performance does not guarantee future performance.  
Source: FactSet

### Price data

<b>Ø price 5 days   Ø volume 5 days (pcs.)</b>	33.38035 HUF (0)
<b>Ø price 30 days   Ø volume 30 days (pcs.)</b>	33.67968 HUF (0)
<b>Ø price 100 days   Ø volume 100 days (pcs.)</b>	34.30216 HUF (0)
<b>Ø price 250 days   Ø volume 250 days (pcs.)</b>	33.70339 HUF (0)
<b>YTD High   date</b>	35.73502 HUF (2024/03/12)
<b>YTD Low   date</b>	33.18230 HUF (2024/04/30)
<b>52 Weeks High   date</b>	35.73502 HUF (2024/03/12)
<b>52 Weeks Low   date</b>	31.35476 HUF (2023/06/27)

### Recent research

on instrument	on market		
Date		Headline	Download
2024/05/08		Industry plummeted by 2.8% y/y in March	
2024/05/07		Massive surprise to the upside	
2024/05/06		Unfavorable factors behind the shiny figure	
2024/05/06		Mixed data on retail sales and industrial output	
2024/04/30		Economy revived in the first quarter	