


NORWEGIAN KRONER / HUNGARIAN FORINT (NOK/HUF)

2024/07/27 06:21:13

Price
32.65592 HUF

1 NOK = 32.65592 HUF
1 HUF = 0.03062 NOK

Difference  **-0.05%**
(-0.02)

General attributes

Exchange rate -
Exchange over the counter World
Security type Currency

Market data

Open 32.66100 HUF
High 32.66100 HUF
Low 32.65592 HUF
Close (prev. day) 32.67102 HUF

Performance and Risk

	6m	1y	3y
Perf (%)	-4.47%	-4.00%	-5.92%
Perf (abs.)	-1.53	-1.36	-2.06
Beta	-	-	-
Volatility	7.19	8.77	11.20

Futures and Options

Related Futures 10
Related Options -

5y












Information about previous performance does not guarantee future performance.
Source: FactSet

Price data

Ø price 5 days Ø volume 5 days (pcs.)	32.70922 HUF (0)
Ø price 30 days Ø volume 30 days (pcs.)	33.70255 HUF (0)
Ø price 100 days Ø volume 100 days (pcs.)	33.76522 HUF (0)
Ø price 250 days Ø volume 250 days (pcs.)	33.70454 HUF (0)
YTD High date	35.29297 HUF (2024/06/21)
YTD Low date	32.54402 HUF (2024/07/23)
52 Weeks High date	35.29297 HUF (2024/06/21)
52 Weeks Low date	31.51946 HUF (2023/11/08)

Recent research

on instrument	on market		
Date		Headline	Download
2024/07/25		CEE Special Report Can we work more for longer?	
2024/07/23		Improved risk assessment enabled a rate cut in Jul...	
2024/07/23		Dovish step from the central bank	
2024/07/22		Will Hungarian central bank pause or continue with...	
2024/07/15		Data mix in the week to come	