

CZECH KORUNA / HUNGARIAN FORINT (CZK/HUF)

2024/09/03 10:00:29

Price

15.65929 HUF1 CZK = 15.65929 HUF
1 HUF = 0.06386 CZK

Difference

 -0.13%
(-0.02)

General attributes

Exchange rate

-

Exchange

over the counter World

Security type

Currency

Market data

Open 15.67212 HUF

High 15.6835 HUF

Low 15.65929 HUF

Close (prev. day) 15.68031 HUF

Performance and Risk

	6m	1y	3y
Perf (%)	+0.84%	-1.46%	+14.24%
Perf (abs.)	+0.13	-0.23	+1.95
Beta	-	-	-
Volatility	5.95	5.93	8.61

Futures and Options

Related Futures

10

Related Options

-












5y

Information about previous performance does not guarantee future performance.
Source: FactSet

Price data

Ø price 5 days Ø volume 5 days (pcs.)	15.65575 HUF (0)
Ø price 30 days Ø volume 30 days (pcs.)	15.66938 HUF (0)
Ø price 100 days Ø volume 100 days (pcs.)	15.69074 HUF (0)
Ø price 250 days Ø volume 250 days (pcs.)	15.58724 HUF (0)
YTD High date	16.11973 HUF (2024/06/16)
YTD Low date	15.20730 HUF (2024/01/21)
52 Weeks High date	16.17325 HUF (2023/09/03)
52 Weeks Low date	15.20730 HUF (2024/01/21)

Recent research

on instrument	on market		
Date		Headline	Download
2024/09/03		Domestic demand remained two-faced in Q2	
2024/09/02		More 2Q24 GDP structure and monthly data on 3Q24 p...	
2024/08/30		GDP growth could strengthen next year	
2024/08/27		First pause after 15 months	
2024/08/27		A pause in monetary easing	