


# SOUTH-KOREAN WON / CROATIAN KUNA (KRW/HRK)

2024/09/03 13:00:09

**Price**  
**0.00509** HRK  
 1 KRW = 0.00509 HRK  
 1 HRK = 196.41648 KRW

**Difference**  **-0.18%**  
 (-0.00)

**General attributes**

**Exchange rate** -  
**Exchange** over the counter World  
**Security type** Currency

**Market data**

**Open** 0.00510 HRK  
**High** 0.00510 HRK  
**Low** 0.00508 HRK  
**Close (prev. day)** 0.0051 HRK

**Performance and Risk**

	6m	1y	3y
<b>Perf (%)</b>	-2.43%	-3.95%	-6.50%
<b>Perf (abs.)</b>	+0.00	+0.00	+0.00
<b>Beta</b>	-	-	-
<b>Volatility</b>	5.14	5.32	7.06

**Futures and Options**

**Related Futures** -  
**Related Options** -








Information about previous performance does not guarantee future performance.  
 Source: FactSet

**Price data**

Ø price 5 days   Ø volume 5 days (pcs.)	0.00510 HRK (0)
Ø price 30 days   Ø volume 30 days (pcs.)	0.00507 HRK (0)
Ø price 100 days   Ø volume 100 days (pcs.)	0.00506 HRK (0)
Ø price 250 days   Ø volume 250 days (pcs.)	0.00513 HRK (0)
<b>YTD High   date</b>	0.00530 HRK (2024/02/13)
<b>YTD Low   date</b>	0.00498 HRK (2024/07/21)
<b>52 Weeks High   date</b>	0.00542 HRK (2023/11/06)
<b>52 Weeks Low   date</b>	0.00498 HRK (2024/07/21)

**Recent research**

on market		
Date	Headline	Download
2024/09/02	 Eurozone Inflation und US-Arbeitsmarkt beschäftige...	
2024/09/02	 More 2Q24 GDP structure and monthly data on 3Q24 p...	
2024/08/26	 Glance at GDP structure and August's inflation	
2024/08/20	 CEE Special Report   Social Development Goals in t...	
2024/08/19	 Poland's monthly data as tipping point for upward ...	