


NORWEGIAN KRONER / CROATIAN KUNA (NOK/HRK)

2024/09/03 07:00:42

Price
0.64129 HRK

1 NOK = 0.64129 HRK
1 HRK = 1.55937 NOK

Difference  **-0.28%**
(-0.00)

General attributes

Exchange rate -
Exchange over the counter World
Security type Currency

Market data

Open 0.64281 HRK
High 0.64306 HRK
Low 0.64129 HRK
Close (prev. day) 0.64307 HRK

Performance and Risk

| | 6m | 1y | 3y |
|--------------------|--------|--------|---------|
| Perf (%) | -2.72% | -1.81% | -11.94% |
| Perf (abs.) | -0.02 | -0.01 | -0.09 |
| Beta | - | - | - |
| Volatility | 6.24 | 6.82 | 8.09 |

Futures and Options

Related Futures -
Related Options -

5y













Information about previous performance does not guarantee future performance.
Source: FactSet

Price data

| | |
|---|--------------------------|
| Ø price 5 days Ø volume 5 days (pcs.) | 0.64430 HRK (0) |
| Ø price 30 days Ø volume 30 days (pcs.) | 0.64016 HRK (0) |
| Ø price 100 days Ø volume 100 days (pcs.) | 0.64812 HRK (0) |
| Ø price 250 days Ø volume 250 days (pcs.) | 0.65196 HRK (0) |
| YTD High date | 0.67242 HRK (2024/01/02) |
| YTD Low date | 0.62164 HRK (2024/08/05) |
| 52 Weeks High date | 0.67370 HRK (2023/12/29) |
| 52 Weeks Low date | 0.62164 HRK (2024/08/05) |

Recent research

| on instrument | on market | | |
|---------------|---|---|--|
| Date | Headline | Download | |
| 2024/09/02 |  More 2Q24 GDP structure and monthly data on 3Q24 p... |  | |
| 2024/08/30 |  August inflation landing below 2% mark |  | |
| 2024/08/27 |  2Q24 GDP growth landed at 3.3% y/y |  | |
| 2024/08/26 |  Glance at GDP structure and August's inflation |  | |
| 2024/08/19 |  Poland's monthly data as tipping point for upward ... |  | |