


# NORWEGIAN KRONER / CROATIAN KUNA (NOK/HRK)

2024/07/18 13:00:40

**Price**  
**0.64184** HRK

1 NOK = 0.64184 HRK  
1 HRK = 1.55803 NOK

**Difference**  **-0.14%**  
**(-0.00)**

### General attributes

**Exchange rate** -  
**Exchange** over the counter World  
**Security type** Currency

### Market data

**Open** 0.64237 HRK  
**High** 0.64280 HRK  
**Low** 0.64151 HRK  
**Close (prev. day)** 0.64272 HRK

### Performance and Risk

	6m	1y	3y
<b>Perf (%)</b>	-2.45%	-3.53%	-10.27%
<b>Perf (abs.)</b>	-0.02	-0.02	-0.07
<b>Beta</b>	-	-	-
<b>Volatility</b>	5.92	6.84	8.11

### Futures and Options

**Related Futures** -  
**Related Options** -

5y









Information about previous performance does not guarantee future performance.  
Source: FactSet

### Price data

<b>Ø price 5 days   Ø volume 5 days (pcs.)</b>	0.64235 HRK (0)
<b>Ø price 30 days   Ø volume 30 days (pcs.)</b>	0.65659 HRK (0)
<b>Ø price 100 days   Ø volume 100 days (pcs.)</b>	0.65153 HRK (0)
<b>Ø price 250 days   Ø volume 250 days (pcs.)</b>	0.65402 HRK (0)
<b>YTD High   date</b>	0.67242 HRK (2024/01/02)
<b>YTD Low   date</b>	0.63511 HRK (2024/05/01)
<b>52 Weeks High   date</b>	0.67890 HRK (2023/07/25)
<b>52 Weeks Low   date</b>	0.62855 HRK (2023/11/08)

### Recent research

on instrument	on market		
Date		Headline	Download
2024/07/15		Data mix in the week to come	
2024/07/08		Central bank meeting in Serbia and June's inflatio...	
2024/07/03		Global Strategy 3Q 2024	
2024/07/03		Global Strategy 3Q 2024	
2024/07/02		Inflation landed at 2.4% y/y in June	