


CHINESE YUAN RENMINBI / DANISH KRONE (CNY/DKK)

2024/07/27 06:21:13

Price
0.94787 DKK
 1 CNY = 0.94787 DKK
 1 DKK = 1.05499 CNY

Difference  **-0.02%**
 (-0.00)

General attributes

Exchange rate -
Exchange over the counter World
Security type Currency

Market data

Open 0.94787 DKK
High 0.94787 DKK
Low 0.94787 DKK
Close (prev. day) 0.94808 DKK

Performance and Risk

	6m	1y	3y
Perf (%)	-0.96%	+0.60%	-2.48%
Perf (abs.)	-0.01	+0.01	-0.02
Beta	-	-	-
Volatility	4.12	4.76	6.07

Futures and Options

Related Futures -
Related Options -

5y















Information about previous performance does not guarantee future performance.
 Source: FactSet

Price data

Ø price 5 days Ø volume 5 days (pcs.)	0.94707 DKK (0)
Ø price 30 days Ø volume 30 days (pcs.)	0.94800 DKK (0)
Ø price 100 days Ø volume 100 days (pcs.)	0.95392 DKK (0)
Ø price 250 days Ø volume 250 days (pcs.)	0.95530 DKK (0)
YTD High date	0.97176 DKK (2024/04/16)
YTD Low date	0.93925 DKK (2024/07/17)
52 Weeks High date	0.97675 DKK (2023/10/04)
52 Weeks Low date	0.93471 DKK (2023/08/15)

Recent research

on market		
Date	Headline	Download
2024/07/25	  CEE Special Report Can we work more for longer?	
2024/07/22	  CEE Baltics Economic performance further diver...	
2024/07/22	 Märkte preisen Trump noch nicht ein	
2024/07/22	  Will Hungarian central bank pause or continue with...	
2024/07/18	  Western Balkan and the EU - who is ready?	