

CHINESE YUAN RENMINBI / DANISH KRONE (CNY/DKK)

2024/07/09 13:00:40

Price

0.94787 DKK

1 CNY = 0.94787 DKK

1 DKK = 1.05500 CNY

Difference

 -0.03%
(-0.00)

General attributes

Exchange rate -

Exchange over the counter World

Security type Currency

Market data

Open 0.94764 DKK

High 0.94823 DKK

Low 0.94702 DKK

Close (prev. day) 0.94814 DKK

Performance and Risk

	6m	1y	3y
Perf (%)	-0.31%	+0.78%	-2.03%
Perf (abs.)	+0.00	+0.01	-0.02
Beta	-	-	-
Volatility	4.11	5.01	6.08

Futures and Options

Related Futures -

Related Options -

5y










Information about previous performance does not guarantee future performance.
Source: FactSet

Price data

Ø price 5 days Ø volume 5 days (pcs.)	0.94812 DKK (0)
Ø price 30 days Ø volume 30 days (pcs.)	0.95624 DKK (0)
Ø price 100 days Ø volume 100 days (pcs.)	0.95665 DKK (0)
Ø price 250 days Ø volume 250 days (pcs.)	0.95601 DKK (0)
YTD High date	0.97176 DKK (2024/04/16)
YTD Low date	0.94377 DKK (2024/06/04)
52 Weeks High date	0.97675 DKK (2023/10/04)
52 Weeks Low date	0.91889 DKK (2023/07/19)

Recent research

on market

Date	Headline	Download
2024/07/09	 EU News Monthly July 2024	
2024/07/08	 Frankreich hat gewählt	
2024/07/08	 Central bank meeting in Serbia and June's inflatio...	
2024/07/03	 Global Strategy 3Q 2024	
2024/07/03	 Global Strategy 3Q 2024	