


RUSSIAN ROUBLE / CZECH KORUNA (RUB/CZK)

2024/05/15 15:00:38

Price
0.25046 CZK

1 RUB = 0.25046 CZK
1 CZK = 3.99259 RUB

Difference  **-0.38%**
(-0.00)

General attributes

Exchange rate -
Exchange over the counter World
Security type Currency

Market data

Open 0.25144 CZK
High 0.25148 CZK
Low 0.25046 CZK
Close (prev. day) 0.25142 CZK

Performance and Risk

	6m	1y	3y
Perf (%)	+1.41%	-10.22%	-11.44%
Perf (abs.)	+0.00	-0.03	-0.03
Beta	-	-	-
Volatility	12.84	18.48	32.36

Futures and Options

Related Futures -
Related Options -

5y












Information about previous performance does not guarantee future performance.
Source: FactSet

Price data

Ø price 5 days Ø volume 5 days (pcs.)	0.25090 CZK (0)
Ø price 30 days Ø volume 30 days (pcs.)	0.25287 CZK (0)
Ø price 100 days Ø volume 100 days (pcs.)	0.25347 CZK (0)
Ø price 250 days Ø volume 250 days (pcs.)	0.24918 CZK (0)
YTD High date	0.26156 CZK (2024/01/21)
YTD Low date	0.24466 CZK (2024/01/08)
52 Weeks High date	0.29411 CZK (2023/05/31)
52 Weeks Low date	0.21615 CZK (2023/08/14)

Recent research

on instrument	on market		
Date		Headline	Download
2024/05/13		Inflationary surprise due to food prices	
2024/05/13		Will Romanian central bank begin monetary easing?	
2024/05/10		EU News Monthly May 2024	
2024/05/07		Industrial developments remain volatile	
2024/05/06		Mixed data on retail sales and industrial output	