

SOUTH-KOREAN WON / CZECH KORUNA (KRW/CZK)

2024/05/10 23:21:45

Price

0.01686 CZK

1 KRW = 0.01686 CZK

1 CZK = 59.30507 KRW

Difference

 -0.36%
(-0.00)

General attributes

Exchange rate -

Exchange over the counter World

Security type Currency

Market data

Open 0.01695 CZK

High 0.01695 CZK

Low 0.01686 CZK

Close (prev. day) 0.01692 CZK

Performance and Risk

| | 6m | 1y | 3y |
|-------------|--------|--------|---------|
| Perf (%) | -3.06% | +4.03% | -10.49% |
| Perf (abs.) | +0.00 | +0.00 | +0.00 |
| Beta | - | - | - |
| Volatility | 6.16 | 7.05 | 7.99 |

Futures and Options

Related Futures -

Related Options -













Information about previous performance does not guarantee future performance.
Source: FactSet

Price data

| | |
|---|--------------------------|
| Ø price 5 days Ø volume 5 days (pcs.) | 0.01702 CZK (0) |
| Ø price 30 days Ø volume 30 days (pcs.) | 0.01711 CZK (0) |
| Ø price 100 days Ø volume 100 days (pcs.) | 0.01737 CZK (0) |
| Ø price 250 days Ø volume 250 days (pcs.) | 0.01726 CZK (0) |
| YTD High date | 0.01782 CZK (2024/02/13) |
| YTD Low date | 0.01686 CZK (2024/05/01) |
| 52 Weeks High date | 0.01782 CZK (2024/02/13) |
| 52 Weeks Low date | 0.01610 CZK (2023/05/11) |

Recent research

on market

| Date | Headline | Download |
|------------|--|---|
| 2024/05/10 |  EU News Monthly May 2024 |  |
| 2024/05/08 |  Marktkommentar |  |
| 2024/05/06 |  Anzeichen für eine wirtschaftliche Wende? |  |
| 2024/05/06 |  Mixed data on retail sales and industrial output |  |
| 2024/05/02 |  FX markets reflect uncertain interest rate outlook |  |