

CHINESE YUAN RENMINBI / CZECH KORUNA (CNY/CZK)

2024/05/10 23:28:14

Price

3.19687 CZK1 CNY = 3.19687 CZK
1 CZK = 0.31281 CNY

Difference

 -0.27%
(-0.01)

General attributes

Exchange rate -

Exchange over the counter World

Security type Currency

Market data

Open 3.20471 CZK

High 3.20474 CZK

Low 3.19493 CZK

Close (prev. day) 3.20541 CZK

Performance and Risk

	6m	1y	3y
Perf (%)	+1.59%	+3.85%	-2.55%
Perf (abs.)	+0.05	+0.12	-0.08
Beta	-	-	-
Volatility	6.42	7.02	8.00

Futures and Options

Related Futures -

Related Options -

5y












Information about previous performance does not guarantee future performance.
Source: FactSet

Price data

Ø price 5 days Ø volume 5 days (pcs.)	3.21255 CZK (0)
Ø price 30 days Ø volume 30 days (pcs.)	3.24653 CZK (0)
Ø price 100 days Ø volume 100 days (pcs.)	3.24025 CZK (0)
Ø price 250 days Ø volume 250 days (pcs.)	3.18510 CZK (0)
YTD High date	3.29864 CZK (2024/02/14)
YTD Low date	3.11902 CZK (2024/01/11)
52 Weeks High date	3.29864 CZK (2024/02/14)
52 Weeks Low date	2.93661 CZK (2023/07/18)

Recent research

on market

Date	Headline	Download
2024/05/10	 EU News Monthly May 2024	
2024/05/08	 Marktkommentar	
2024/05/06	 Anzeichen für eine wirtschaftliche Wende?	
2024/05/06	 Mixed data on retail sales and industrial output	
2024/05/02	 FX markets reflect uncertain interest rate outlook	