


SOUTH AFRICAN RAND / BULGARIAN NEW LEW (ZAR/BGN)

2024/05/02 03:00:38

Price
0.09826 BGN
 1 ZAR = 0.09826 BGN
 1 BGN = 10.17741 ZAR

Difference  **-0.03%**
 (-0.00)

General attributes

Exchange rate -
Exchange over the counter World
Security type Currency

Market data

Open 0.09835 BGN
High 0.09835 BGN
Low 0.09826 BGN
Close (prev. day) 0.09829 BGN

Performance and Risk

	6m	1y	3y
Perf (%)	-1.92%	+1.48%	-11.68%
Perf (abs.)	+0.00	+0.00	-0.01
Beta	-	-	-
Volatility	10.94	11.91	12.97

Futures and Options

Related Futures -
Related Options -

5y












Information about previous performance does not guarantee future performance.
 Source: FactSet

Price data

Ø price 5 days Ø volume 5 days (pcs.)	0.09750 BGN (0)
Ø price 30 days Ø volume 30 days (pcs.)	0.09669 BGN (0)
Ø price 100 days Ø volume 100 days (pcs.)	0.09578 BGN (0)
Ø price 250 days Ø volume 250 days (pcs.)	0.09635 BGN (0)
YTD High date	0.09841 BGN (2024/05/01)
YTD Low date	0.09318 BGN (2024/02/23)
52 Weeks High date	0.10142 BGN (2023/07/27)
52 Weeks Low date	0.09183 BGN (2023/05/31)

Recent research

on market		
Date	Headline	Download
2024/04/29	 Focus on GDP data and central bank meeting in Czec...	
2024/04/23	 CEE Special Report Strong growth in CEE economie...	
2024/04/21	 Hungarian central bank to cut rates further	
2024/04/15	 Croatia Special Report What's behind Croatia's e...	
2024/04/15	 Parliamentary elections in Croatia	