


NORWEGIAN KRONER / BULGARIAN NEW LEW (NOK/BGN)

2024/07/27 10:00:05

Price
0.16330 BGN

1 NOK = 0.16330 BGN
1 BGN = 6.12374 NOK

Difference  **-0.02%**
(-0.00)

General attributes

Exchange rate -
Exchange over the counter World
Security type Currency

Market data

Open 0.16330 BGN
High 0.16330 BGN
Low 0.16330 BGN
Close (prev. day) 0.16332 BGN

Performance and Risk

	6m	1y	3y
Perf (%)	-5.60%	-6.30%	-13.12%
Perf (abs.)	-0.01	-0.01	-0.02
Beta	-	-	-
Volatility	5.99	6.81	8.07

Futures and Options

Related Futures -
Related Options -

5y











Information about previous performance does not guarantee future performance.
Source: FactSet

Price data

Ø price 5 days Ø volume 5 days (pcs.)	0.16357 BGN (0)
Ø price 30 days Ø volume 30 days (pcs.)	0.16785 BGN (0)
Ø price 100 days Ø volume 100 days (pcs.)	0.16875 BGN (0)
Ø price 250 days Ø volume 250 days (pcs.)	0.16971 BGN (0)
YTD High date	0.17455 BGN (2024/01/02)
YTD Low date	0.16195 BGN (2024/07/25)
52 Weeks High date	0.17588 BGN (2023/07/27)
52 Weeks Low date	0.16195 BGN (2024/07/25)

Recent research

on market		
Date	Headline	Download
2024/07/25	 CEE Special Report Can we work more for longer?	
2024/07/22	 CEE Baltics Economic performance further diver...	
2024/07/22	 Märkte preisen Trump noch nicht ein	
2024/07/22	 Will Hungarian central bank pause or continue with...	
2024/07/18	 Western Balkan and the EU - who is ready?	