


CHINESE YUAN RENMINBI / BULGARIAN NEW LEW (CNY/BGN)

2024/05/10 19:00:12

Price
0.25120 BGN
 1 CNY = 0.25120 BGN
 1 BGN = 3.98097 CNY

Difference  **-0.15%**
 (-0.00)

General attributes

Exchange rate -
Exchange over the counter World
Security type Currency

Market data

Open 0.25122 BGN
High 0.25156 BGN
Low 0.25109 BGN
Close (prev. day) 0.25156 BGN

Performance and Risk

	6m	1y	3y
Perf (%)	-0.07%	-2.42%	+0.69%
Perf (abs.)	+0.00	-0.01	+0.00
Beta	-	-	-
Volatility	5.13	5.50	6.38

Futures and Options

Related Futures -
Related Options -

5y












Information about previous performance does not guarantee future performance.
 Source: FactSet

Price data

Ø price 5 days Ø volume 5 days (pcs.)	0.25187 BGN (0)
Ø price 30 days Ø volume 30 days (pcs.)	0.25266 BGN (0)
Ø price 100 days Ø volume 100 days (pcs.)	0.25134 BGN (0)
Ø price 250 days Ø volume 250 days (pcs.)	0.25127 BGN (0)
YTD High date	0.25477 BGN (2024/04/16)
YTD Low date	0.24836 BGN (2024/03/08)
52 Weeks High date	0.25956 BGN (2023/05/13)
52 Weeks Low date	0.24120 BGN (2023/07/19)

Recent research

on market		
Date	Headline	Download
2024/05/10	 EU News Monthly May 2024	
2024/05/08	 Marktkommentar	
2024/05/06	 Anzeichen für eine wirtschaftliche Wende?	
2024/05/06	 Mixed data on retail sales and industrial output	
2024/05/02	 FX markets reflect uncertain interest rate outlook	