

STERLING CORPORATE INDEX (YTM)

ISIN: -

2024/04/24 14:00:00

Price
5.7590 %
 Difference  0.07 (7 Bp)

General attributes
 ISIN -
 Symbol -.@US
 Exchange over the counter USA
 Security type Interest rate

Market data
 Open 5.7590%
 Close (prev. day) 5.6890%

Performance and Risk

	6m	1y	3y
Perf (%)	-9.96%	+1.57%	+213.67%
Perf (abs.)	-0.64	+0.09	+3.92
Beta	-	-	-
Volatility	16.59	16.72	26.68

Futures and Options
 Related Futures -
 Related Options -












Information about previous performance does not guarantee future performance.
 Source: FactSet

Price data

Ø price 5 days Ø volume 5 days (pcs.)	5.7158 \$\$\$ (0)
Ø price 30 days Ø volume 30 days (pcs.)	5.5411 \$\$\$ (0)
Ø price 100 days Ø volume 100 days (pcs.)	5.5116 \$\$\$ (0)
Ø price 250 days Ø volume 250 days (pcs.)	5.9574 \$\$\$ (0)
YTD High date	5.7740 \$\$\$ (2024/04/16)
YTD Low date	5.1760 \$\$\$ (2024/01/01)
52 Weeks High date	6.7820 \$\$\$ (2023/07/06)
52 Weeks Low date	5.1140 \$\$\$ (2023/12/27)

Recent research

on market

Date	Headline	Download
2024/04/24	 Credit Markets Weekly	
2024/04/24	 Credit Markets Weekly (DE)	
2024/04/24	 Corporate Credit Monitor Austria	
2024/04/23	 MNB slowed the pace of rate cuts in April	
2024/04/23	 As it was promised: MNB reduced the pace	