

# AUSTRIA ATX 5

ISIN: **AT0000634605** WKN: -

## Overview

2024/10/18 17:50:01

Price

**1,849.91** EUR

Difference ▲ 0.43% (7.92)

### General attributes

ISIN	AT0000634605
Symbol	-
Country	Austria
Instruments in index	5
Type of index	-
Security type	Index

### Market data

Open	1,840.68 EUR
High	1,859.32 EUR
Low	1,832.05 EUR
Close (prev. day)	1,841.99 EUR
Trading volume (m)	-
Volume (pcs)	-

### Top 5

Name	Price	+/- (%)	Trend
BAWAG GROU...	71.15	+1.50	<span style="color: green;">▲</span>
VERBUND AG	77.30	+0.72	<span style="color: grey;">➔</span>
ERSTE GROU...	50.20	+0.40	<span style="color: grey;">➔</span>

Intraday 1w 1m 6m 1y 3y

### Flop 5

Name	Price	+/- (%)	Trend
ANDRITZ AG	60.90	-0.25	<span style="color: grey;">➔</span>
OMV AG	38.76	-0.21	<span style="color: grey;">➔</span>

Intraday 1w 1m 6m 1y 3y

### Futures and Options

Related Futures	0
Related Options	-

5y



Information about previous performance does not guarantee future performance.  
Source: FactSet

### Recent research

on market

Date	Headline	Download
2024/10/18	Equity Weekly	<a href="#">Download</a>
2024/10/17	ECB cuts further	<a href="#">Download</a>
2024/10/17	EZB senkt weiter	<a href="#">Download</a>
2024/10/17	Week Ahead	<a href="#">Download</a>
2024/10/17	Wochenausblick	<a href="#">Download</a>

## Details

2024/10/18 17:50:01

Price

**1,849.91** EUR

Difference



0.43% (7.92)

## General attributes

ISIN AT0000634605

Symbol -

Country Austria

Security type Index

Instruments in index 5

## Market data

Open 1,840.68 EUR

High 1,859.32 EUR

Low 1,832.05 EUR

Close (prev. day) 1,841.99 EUR

Trading volume (m) -

Volume (pcs) -

## Performance and Risk

	6m	1y	3y
Perf (%)	+11.30%	+27.81%	+6.58%
Perf (abs.)	+187.86	+402.52	+114.13
Beta	-	-	-
Volatility	15.32	13.79	22.68













Information about previous performance does not guarantee future performance.

Source: FactSet

## Price data

Ø price 5 days   Ø volume 5 days (pcs.)	1,839.39 EUR (0)
Ø price 30 days   Ø volume 30 days (pcs.)	1,807.70 EUR (0)
Ø price 100 days   Ø volume 100 days (pcs.)	1,768.28 EUR (0)
Ø price 250 days   Ø volume 250 days (pcs.)	1,662.20 EUR (0)
YTD High   date	1,859.32 EUR (2024/10/18)
YTD Low   date	1,512.84 EUR (2024/01/17)
52 Weeks High   date	1,859.32 EUR (2024/10/18)
52 Weeks Low   date	1,399.83 EUR (2023/10/23)

## Composition

Name  ISIN	Price	Diff %  Diff +/-	Performance 	Date Time	Turnover Pc.  Turnover Money 
ANDRITZ AG AT0000730007	60.90	-0.25% -0.15		24/10/18 17:35:03	97,671 5,946,590.20
BAWAG GROUP AG AT0000BAWAG2	71.15	1.50% 1.05		24/10/18 17:35:12	103,848 7,364,932.50
ERSTE GROUP BANK AG AT0000652011	50.20	0.40% 0.20		24/10/18 17:35:23	686,081 34,430,495.81
OMV AG AT0000743059	38.76	-0.21% -0.08		24/10/18 17:35:21	184,534 7,175,517.34
VERBUND AG AT0000746409	77.30	0.72% 0.55		24/10/18 17:39:09	198,478 15,338,626.65