

# AUSTRIA ATX 5

ISIN: **AT0000634605** WKN: -

## Overview

2024/09/19 09:04:33	
<b>Price</b>	<b>1,806.99</b> EUR
<b>Difference</b>	<span style="color: green;">▲</span> 1.09% (19.41)
<b>General attributes</b>	
ISIN	AT0000634605
Symbol	-
Country	Austria
Instruments in index	5
Type of index	-
Security type	Index
<b>Market data</b>	
Open	1,789.62 EUR
High	1,807.89 EUR
Low	1,789.62 EUR
Close (prev. day)	1,787.58 EUR
Trading volume (m)	-
Volume (pcs)	-



Information about previous performance does not guarantee future performance.  
Source: FactSet

### Top 5

Name	Price	+ - (%)	Trend
ANDRITZ AG	63.00	+1.61	<span style="color: green;">▲</span>
BAWAG GROU...	71.00	+1.50	<span style="color: green;">▲</span>
OMV AG	37.12	+1.31	<span style="color: green;">▲</span>
VERBUND AG	74.75	+1.01	<span style="color: green;">▲</span>
ERSTE GROU...	48.20	+0.65	<span style="color: grey;">▬</span>

Intraday 1w 1m 6m 1y 3y

### Flop 5

Name	Price	+ - (%)	Trend
ERSTE GROU...	48.20	+0.65	<span style="color: grey;">▬</span>
VERBUND AG	74.75	+0.95	<span style="color: grey;">▬</span>
OMV AG	37.12	+1.31	<span style="color: green;">▲</span>
BAWAG GROU...	71.00	+1.50	<span style="color: green;">▲</span>
ANDRITZ AG	63.00	+1.61	<span style="color: green;">▲</span>

Intraday 1w 1m 6m 1y 3y

### Recent research

Date	Headline	Download
2024/09/18	Credit Markets Weekly	
2024/09/18	Credit Markets Weekly (DE)	
2024/09/13	Austria   Economy stagnates in 2024, inflation fur...	
2024/09/13	Equity Weekly	
2024/09/13	Week Ahead	

**Futures and Options**

**Related Futures** 0

**Related Options** -

## Details

2024/09/19 09:04:33

## Price

**1,806.99** EURDifference  1.09% (19.41)

## General attributes

ISIN AT0000634605

Symbol -

Country Austria

Security type Index

Instruments in index 5

## Market data

Open 1,789.62 EUR

High 1,807.89 EUR

Low 1,789.62 EUR

Close (prev. day) 1,787.58 EUR

Trading volume (m) -

Volume (pcs) -

## Performance and Risk

	6m	1y	3y
Perf (%)	+12.31%	+22.54%	+8.24%
Perf (abs.)	+195.97	+328.76	+136.05
Beta	-	-	-
Volatility	15.31	14.28	22.88













Information about previous performance does not guarantee future performance.

Source: FactSet

## Price data

Ø price 5 days   Ø volume 5 days (pcs.)	1,783.06 EUR (0)
Ø price 30 days   Ø volume 30 days (pcs.)	1,785.94 EUR (0)
Ø price 100 days   Ø volume 100 days (pcs.)	1,752.26 EUR (0)
Ø price 250 days   Ø volume 250 days (pcs.)	1,628.93 EUR (0)
YTD High   date	1,841.11 EUR (2024/09/02)
YTD Low   date	1,512.84 EUR (2024/01/17)
52 Weeks High   date	1,841.11 EUR (2024/09/02)
52 Weeks Low   date	1,399.83 EUR (2023/10/23)

## Composition

Name  ISIN	Price	Diff %  Diff +/-	Performance 	Date Time	Turnover Pc.  Turnover Money 
ANDRITZ AG AT0000730007	63.00	1.61% 1.00		24/09/19 09:00:20	7,196 453,348.00
BAWAG GROUP AG AT0000BAWAG2	71.00	1.50% 1.05		24/09/19 09:04:28	8,505 603,229.00
ERSTE GROUP BANK AG AT0000652011	48.20	0.65% 0.31		24/09/19 09:04:32	11,842 571,014.16
OMV AG AT0000743059	37.12	1.31% 0.48		24/09/19 09:02:58	7,420 274,981.04
VERBUND AG AT0000746409	74.75	0.95% 0.70		24/09/19 09:03:25	722 53,889.50