

# AUSTRIA ATX 5

ISIN: **AT0000634605** WKN: -

## Overview

2024/09/18 17:10:45

Price

**1,784.59** EUR

Difference ▲ 0.06% (1.04)

### General attributes

ISIN AT0000634605

Symbol -

Country Austria

Instruments in index 5

Type of index -

Security type Index

### Top 5

Name	Price	+ - (%)	Trend
BAWAG GROU...	70.05	+0.79	▲
OMV AG	36.68	+0.49	▲

Intraday 1w 1m 6m 1y 3y

### Flop 5

Name	Price	+ - (%)	Trend
VERBUND AG	74.30	-0.40	▼
ANDRITZ AG	61.95	-0.32	▼
ERSTE GROU...	47.56	-0.15	▼

Intraday 1w 1m 6m 1y 3y



More information on countries & regions

[➤ Markets by Region](#)



Information about previous performance does not guarantee future performance. Source: FactSet

### Recent research

Date	Headline	Download
2024/09/18	Credit Markets Weekly	
2024/09/18	Credit Markets Weekly (DE)	
2024/09/13	Austria   Economy stagnates in 2024, inflation fur...	
2024/09/13	Equity Weekly	
2024/09/13	Week Ahead	

## Details

2024/09/18 17:10:45

Price

**1,784.59** EUR

Difference



0.06% (1.04)

## General attributes

ISIN AT0000634605

Symbol -

Country Austria

Security type Index

Instruments in index 5

## Market data

Open 1,785.09 EUR

High 1,790.10 EUR

Low 1,781.36 EUR

Close (prev. day) 1,783.55 EUR

Trading volume (m) -

Volume (pcs) -

## Performance and Risk

	6m	1y	3y
Perf (%)	+12.81%	+21.68%	+7.99%
Perf (abs.)	+202.46	+317.73	+132.02
Beta	-	-	-
Volatility	15.35	14.29	22.90













Information about previous performance does not guarantee future performance.

Source: FactSet

## Price data

Ø price 5 days   Ø volume 5 days (pcs.)	1,776.71 EUR (0)
Ø price 30 days   Ø volume 30 days (pcs.)	1,783.83 EUR (0)
Ø price 100 days   Ø volume 100 days (pcs.)	1,751.08 EUR (0)
Ø price 250 days   Ø volume 250 days (pcs.)	1,627.58 EUR (0)
YTD High   date	1,841.11 EUR (2024/09/02)
YTD Low   date	1,512.84 EUR (2024/01/17)
52 Weeks High   date	1,841.11 EUR (2024/09/02)
52 Weeks Low   date	1,399.83 EUR (2023/10/23)

## Composition

Name  ISIN	Price	Diff %  Diff +/-	Performance 	Date Time	Turnover Pc.  Turnover Money 
ANDRITZ AG AT0000730007	61.95	-0.32% -0.20		24/09/18 17:02:45	14,747 915,338.70
BAWAG GROUP AG AT0000BAWAG2	70.05	0.79% 0.55		24/09/18 17:09:35	9,940 696,039.70
ERSTE GROUP BANK AG AT0000652011	47.56	-0.15% -0.07		24/09/18 17:09:18	84,368 4,017,507.75
OMV AG AT0000743059	36.68	0.49% 0.18		24/09/18 17:09:31	71,168 2,600,545.18
VERBUND AG AT0000746409	74.30	-0.40% -0.30		24/09/18 17:10:45	16,926 1,255,084.65