

AUSTRIA ATX 5

ISIN: AT0000634605

WKN: -

Overview

2024/08/16 14:15:14

Price

1,771.51 EURDifference  -0.35% (-6.15)

General attributes

ISIN AT0000634605

Symbol -

Country Austria

Instruments in index 5

Type of index -

Security type Index

Top 5

Name	Price	+ - (%)	Trend
ANDRITZ AG	55.75	-0.27	
ERSTE GROU...	47.37	-0.27	
VERBUND AG	75.80	-0.66	
BAWAG GROU...	67.05	-0.67	

Intraday 1w 1m 6m 1y 3y

Flop 5

Name	Price	+ - (%)	Trend
BAWAG GROU...	67.05	-0.67	
VERBUND AG	75.80	-0.66	
ERSTE GROU...	47.37	-0.27	
ANDRITZ AG	55.75	-0.27	

Intraday 1w 1m 6m 1y 3y



More information on countries & regions

[➤ Markets by Region](#)

Information about previous performance does not guarantee future performance.
Source: FactSet

Recent research

on market		
Date	Headline	Download
2024/08/16	 Equity Weekly	
2024/08/16	 Week Ahead	
2024/08/16	 Wochenausblick	
2024/08/13	 Aktienempfehlungen Österreich	
2024/08/12	 Global Equity Ratings	

Details

2024/08/16 14:15:14

Price

1,771.51 EURDifference  -0.35% (-6.15)

General attributes

ISIN AT0000634605

Symbol -

Country Austria

Security type Index

Instruments in index 5

Market data

Open 1,778.34 EUR

High 1,781.72 EUR

Low 1,770.15 EUR

Close (prev. day) 1,777.66 EUR

Trading volume (m) -

Volume (pcs) -

Performance and Risk

	6m	1y	3y
Perf (%)	+15.36%	+25.25%	+6.03%
Perf (abs.)	+236.71	+358.39	+101.14
Beta	-	-	-
Volatility	15.18	14.20	22.91

5y








Information about previous performance does not guarantee future performance.

Source: FactSet

Price data

Ø price 5 days Ø volume 5 days (pcs.)	1,750.54 EUR (0)
Ø price 30 days Ø volume 30 days (pcs.)	1,750.31 EUR (0)
Ø price 100 days Ø volume 100 days (pcs.)	1,719.74 EUR (0)
Ø price 250 days Ø volume 250 days (pcs.)	1,595.41 EUR (0)
YTD High date	1,802.46 EUR (2024/07/31)
YTD Low date	1,512.84 EUR (2024/01/17)
52 Weeks High date	1,802.46 EUR (2024/07/31)
52 Weeks Low date	1,399.83 EUR (2023/10/23)

Composition

Name  ISIN	Price	Diff %  Diff +/-	Performance 	Date Time	Turnover Pc.  Turnover Money 
ANDRITZ AG AT0000730007	55.75	-0.27% -0.15		24/08/16 13:51:29	13,032 727,210.85
BAWAG GROUP AG AT0000BAWAG2	67.05	-0.67% -0.45		24/08/16 14:11:06	21,432 1,445,142.05
ERSTE GROUP BANK AG AT0000652011	47.37	-0.27% -0.13		24/08/16 14:15:14	90,543 4,303,354.44
OMV AG AT0000743059	39.18	0.00% 0.00		24/08/16 14:14:07	52,134 2,045,965.82
VERBUND AG AT0000746409	75.80	-0.66% -0.50		24/08/16 14:00:16	10,107 767,563.25