

AUSTRIA ATX 5

ISIN: **AT0000634605** WKN: -

Overview

2024/07/17 13:30:53

Price

1,758.18 EUR

Difference ▼ -0.24% (-4.17)

General attributes

ISIN	AT0000634605
Symbol	-
Country	Austria
Instruments in index	5
Type of index	-
Security type	Index

Top 5

Name	Price	+ - (%)	Trend
VERBUND AG	75.75	+0.93	↗

Intraday 1w 1m 6m 1y 3y

Flop 5

Name	Price	+ - (%)	Trend
ANDRITZ AG	55.80	-0.62	↘
BAWAG GROU...	65.55	-0.53	↘
ERSTE GROU...	46.90	-0.45	↘
OMV AG	39.12	-0.31	↘

Intraday 1w 1m 6m 1y 3y



More information on countries & regions

➤ Markets by Region



Information about previous performance does not guarantee future performance. Source: FactSet

Recent research

Date	Headline	Download
2024/07/17	Credit Markets Weekly	⬇
2024/07/17	Credit Markets Weekly (DE)	⬇
2024/07/15	EZB wartet weitere Daten ab	
2024/07/15	CSSD market 1H 2024: Schuldschein market gives way...	⬇
2024/07/15	CSSD-Markt 1H 2024: Schuldscheinmarkt weicht aberm...	⬇

Details

2024/07/17 13:30:53

Price

1,758.18 EURDifference  -0.24% (-4.17)

General attributes

ISIN AT0000634605

Symbol -

Country Austria

Security type Index

Instruments in index 5

Market data

Open 1,760.86 EUR

High 1,764.00 EUR

Low 1,755.73 EUR

Close (prev. day) 1,762.35 EUR

Trading volume (m) -

Volume (pcs) -

Performance and Risk

	6m	1y	3y
Perf (%)	+13.86%	+25.82%	+14.71%
Perf (abs.)	+214.47	+361.62	+226.01
Beta	-	-	-
Volatility	13.34	13.46	22.82








Information about previous performance does not guarantee future performance.
Source: FactSet

Price data

Ø price 5 days Ø volume 5 days (pcs.)	1,761.10 EUR (0)
Ø price 30 days Ø volume 30 days (pcs.)	1,727.79 EUR (0)
Ø price 100 days Ø volume 100 days (pcs.)	1,681.40 EUR (0)
Ø price 250 days Ø volume 250 days (pcs.)	1,567.92 EUR (0)
YTD High date	1,799.86 EUR (2024/05/23)
YTD Low date	1,512.84 EUR (2024/01/17)
52 Weeks High date	1,799.86 EUR (2024/05/23)
52 Weeks Low date	1,389.73 EUR (2023/07/17)

Composition

Name  ISIN	Price	Diff %  Diff +/-	Performance 	Date Time	Turnover Pc.  Turnover Money 
ANDRITZ AG AT0000730007	55.80	-0.62% -0.35		24/07/17 13:30:53	41,700 2,319,869.10
BAWAG GROUP AG AT0000BAWAG2	65.55	-0.53% -0.35		24/07/17 13:26:00	13,910 914,147.45
ERSTE GROUP BANK AG AT0000652011	46.90	-0.45% -0.21		24/07/17 13:30:33	122,860 5,782,935.21
OMV AG AT0000743059	39.12	-0.31% -0.12		24/07/17 13:30:38	41,031 1,605,563.38
VERBUND AG AT0000746409	75.75	0.93% 0.70	█	24/07/17 13:13:17	16,554 1,245,124.15