

AUSTRIA ATX 5

ISIN: **AT0000634605** WKN: -

Overview

2024/05/09 11:57:38	
Price	1,710.24 EUR
Difference	▼ -0.01% (-0.11)
General attributes	
ISIN	AT0000634605
Symbol	-
Country	Austria
Instruments in index	5
Type of index	-
Security type	Index
Market data	
Open	1,710.74 EUR
High	1,713.77 EUR
Low	1,703.70 EUR
Close (prev. day)	1,710.35 EUR
Trading volume (m)	-
Volume (pcs)	-



Information about previous performance does not guarantee future performance.
Source: FactSet

Top 5

Name	Price	+ - (%)	Trend
OMV AG	45.74	+0.88	↗
VERBUND AG	69.60	+0.51	↗

Intraday 1w 1m 6m 1y 3y

Flop 5

Name	Price	+ - (%)	Trend
BAWAG GROU...	58.35	-0.51	↘
ERSTE GROU...	45.29	-0.48	↘

Intraday 1w 1m 6m 1y 3y

Futures and Options

Related Futures	0
Related Options	-

Recent research

Date	Headline	Download
2024/05/08	Credit Markets Weekly	
2024/05/08	Credit Markets Weekly (DE)	
2024/05/08	Marktkommentar	
2024/05/06	Anzeichen für eine wirtschaftliche Wende?	
2024/05/03	Equity Weekly	

5y

Details

2024/05/09 11:57:38

Price

1,710.24 EUR

Difference

**-0.01%** (-0.11)

General attributes

ISIN AT0000634605

Symbol -

Country Austria

Security type Index

Instruments in index 5

Market data

Open 1,710.74 EUR

High 1,713.77 EUR

Low 1,703.70 EUR

Close (prev. day) 1,710.35 EUR

Trading volume (m) -

Volume (pcs) -

Performance and Risk

	6m	1y	3y
Perf (%)	+16.62%	+16.71%	+12.82%
Perf (abs.)	+243.81	+244.90	+194.32
Beta	-	-	-
Volatility	11.24	13.58	22.88



5y






Information about previous performance does not guarantee future performance.

Source: FactSet

Price data

Ø price 5 days Ø volume 5 days (pcs.)	1,704.77 EUR (0)
Ø price 30 days Ø volume 30 days (pcs.)	1,668.16 EUR (0)
Ø price 100 days Ø volume 100 days (pcs.)	1,592.85 EUR (0)
Ø price 250 days Ø volume 250 days (pcs.)	1,500.06 EUR (0)
YTD High date	1,724.74 EUR (2024/05/08)
YTD Low date	1,512.84 EUR (2024/01/17)
52 Weeks High date	1,724.74 EUR (2024/05/08)
52 Weeks Low date	1,327.99 EUR (2023/06/26)

Composition

Name  ISIN	Price	Diff %  Diff +/-	Performance 	Date Time	Turnover Pc.  Turnover Money 
ANDRITZ AG AT0000730007	53.40	0.00% 0.00		24/05/09 11:53:26	4,179 223,360.75
BAWAG GROUP AG AT0000BAWAG2	58.35	-0.51% -0.30		24/05/09 11:21:10	1,286 75,261.00
ERSTE GROUP BANK AG AT0000652011	45.29	-0.48% -0.22		24/05/09 11:57:38	47,247 2,142,867.55
OMV AG AT0000743059	45.74	0.88% 0.40		24/05/09 11:54:44	86,525 3,950,745.14
VERBUND AG AT0000746409	69.60	0.51% 0.35		24/05/09 11:56:18	7,613 526,143.00