

AUSTRIA ATX 5

ISIN: **AT0000634605** WKN: -

Overview

2024/05/03 17:50:01

Price

1,691.74 EURDifference  -0.12% (-2.02)

General attributes

ISIN AT0000634605

Symbol -

Country Austria

Instruments in index 5

Type of index -

Security type Index

Market data

Open 1,695.49 EUR

High 1,711.53 EUR

Low 1,689.84 EUR

Close (prev. day) 1,693.76 EUR

Trading volume (m) -

Volume (pcs) -

Top 5

Name 	Price	+ - (%) 	Trend 
ANDRITZ AG	-	+0.87	
OMV AG	44.14	+0.78	

Intraday 1w 1m 6m 1y 3y

Flop 5

Name 	Price	+ - (%) 	Trend 
ERSTE GROU...	44.67	-0.89	
BAWAG GROU...	57.05	-0.17	
VERBUND AG	73.80	-0.07	

Intraday 1w 1m 6m 1y 3y

Futures and Options

Related Futures 0

Related Options -

5y











Information about previous performance does not guarantee future performance.

Source: FactSet

Recent research

on market

Date	Headline	Download 
2024/05/03	 Equity Weekly	
2024/05/03	 Week Ahead	
2024/05/03	 Wochenausblick	
2024/05/03	 Kommunalkredit Austria AG	
2024/05/02	 FX markets reflect uncertain interest rate outlook	

Details

2024/05/03 17:50:01

Price

1,691.74 EUR

Difference

**-0.12%** (-2.02)

General attributes

ISIN AT0000634605

Symbol -

Country Austria

Security type Index

Instruments in index 5

Market data

Open 1,695.49 EUR

High 1,711.53 EUR

Low 1,689.84 EUR

Close (prev. day) 1,693.76 EUR

Trading volume (m) -

Volume (pcs) -

Performance and Risk

	6m	1y	3y
Perf (%)	+14.10%	+18.17%	+15.73%
Perf (abs.)	+209.07	+260.12	+229.88
Beta	-	-	-
Volatility	11.43	13.75	22.92













5y

Information about previous performance does not guarantee future performance.
Source: FactSet

Price data

Ø price 5 days Ø volume 5 days (pcs.)	1,675.09 EUR (0)
Ø price 30 days Ø volume 30 days (pcs.)	1,657.85 EUR (0)
Ø price 100 days Ø volume 100 days (pcs.)	1,586.91 EUR (0)
Ø price 250 days Ø volume 250 days (pcs.)	1,496.06 EUR (0)
YTD High date	1,711.53 EUR (2024/05/03)
YTD Low date	1,512.84 EUR (2024/01/17)
52 Weeks High date	1,711.53 EUR (2024/05/03)
52 Weeks Low date	1,327.99 EUR (2023/06/26)

Composition

Name  ISIN	Price	Diff %  Diff +/-	Performance 	Date Time	Turnover Pc.  Turnover Money 
ANDRITZ AG AT0000730007	52.25	0.87% 0.45		24/05/03 17:35:14	128,854 6,743,447.85
BAWAG GROUP AG AT0000BAWAG2	57.05	-0.17% -0.10		24/05/03 17:35:04	99,931 5,716,564.15
ERSTE GROUP BANK AG AT0000652011	44.67	-0.89% -0.40		24/05/03 17:35:18	470,343 21,092,497.11
OMV AG AT0000743059	44.14	0.78% 0.34		24/05/03 17:42:09	421,413 18,619,433.88
VERBUND AG AT0000746409	73.80	-0.07% -0.05		24/05/03 17:35:26	148,126 10,989,312.25