

AUSTRIA ATX 5

ISIN: AT0000634605

WKN: -

Overview

2024/05/02 17:50:01

Price

1,693.76 EUR

Difference ▲ 1.46% (24.33)

General attributes

ISIN AT0000634605

Symbol -

Country Austria

Instruments in index 5

Type of index -

Security type Index

Market data

Open 1,669.79 EUR

High 1,696.53 EUR

Low 1,666.90 EUR

Close (prev. day) 1,669.43 EUR

Trading volume (m) -

Volume (pcs) -

Top 5

Name	Price	+ - (%)	Trend
VERBUND AG	73.85	+3.14 ▲	▲
ERSTE GROU...	45.07	+2.74 ▲	▲
BAWAG GROU...	57.15	+1.69 ▲	▲
ANDRITZ AG	51.80	+0.78 ↔	↔

Intraday 1w 1m 6m 1y 3y

Flop 5

Name	Price	+ - (%)	Trend
OMV AG	43.80	-1.97 ▼	▼

Intraday 1w 1m 6m 1y 3y

Futures and Options

Related Futures 0

Related Options -

5y



Information about previous performance does not guarantee future performance.

Source: FactSet

Recent research

on market

Date	Headline	Download
2024/05/02	🇬🇧 FX markets reflect uncertain interest rate outlook	Download
2024/05/02	🇩🇪 FX-Märkte spiegeln unsicheres Zinsumfeld wider	Download
2024/05/02	🇩🇪 Corporate Credit Monitor Austria	Download
2024/04/30	🇬🇧 Credit Markets Weekly	Download
2024/04/30	🇩🇪 Credit Markets Weekly (DE)	Download

Details

2024/05/02 17:50:01

Price

1,693.76 EURDifference  1.46% (24.33)

General attributes

ISIN AT0000634605

Symbol -

Country Austria

Security type Index

Instruments in index 5

Market data

Open 1,669.79 EUR

High 1,696.53 EUR

Low 1,666.90 EUR

Close (prev. day) 1,669.43 EUR

Trading volume (m) -

Volume (pcs) -

Performance and Risk

	6m	1y	3y
Perf (%)	+16.55%	+18.19%	+17.03%
Perf (abs.)	+240.54	+260.69	+246.43
Beta	-	-	-
Volatility	11.46	13.80	22.92



5y











Information about previous performance does not guarantee future performance.

Source: FactSet

Price data

Ø price 5 days Ø volume 5 days (pcs.)	1,670.93 EUR (0)
Ø price 30 days Ø volume 30 days (pcs.)	1,656.68 EUR (0)
Ø price 100 days Ø volume 100 days (pcs.)	1,585.85 EUR (0)
Ø price 250 days Ø volume 250 days (pcs.)	1,495.28 EUR (0)
YTD High date	1,696.53 EUR (2024/05/02)
YTD Low date	1,512.84 EUR (2024/01/17)
52 Weeks High date	1,696.53 EUR (2024/05/02)
52 Weeks Low date	1,327.99 EUR (2023/06/26)

Composition

Name  ISIN	Price	Diff %  Diff +/-	Performance 	Date Time	Turnover Pc.  Turnover Money 
ANDRITZ AG AT0000730007	51.80	0.78% 0.40		24/05/02 17:35:28	119,698 6,180,814.35
BAWAG GROUP AG AT0000BAWAG2	57.15	1.69% 0.95		24/05/02 17:35:11	114,326 6,528,765.15
ERSTE GROUP BANK AG AT0000652011	45.07	2.74% 1.20		24/05/02 17:35:24	517,842 23,271,582.44
OMV AG AT0000743059	43.80	-1.97% -0.88		24/05/02 17:35:42	551,709 24,167,353.32
VERBUND AG AT0000746409	73.85	3.14% 2.25		24/05/02 17:35:05	153,986 11,300,719.25