

AUSTRIA ATX 5

ISIN: **AT0000634605** WKN: -

Overview

2024/04/29 17:50:02

Price

1,661.98 EUR

Difference ▲ 0.21% (3.42)

General attributes

ISIN	AT0000634605
Symbol	-
Country	Austria
Instruments in index	5
Type of index	-
Security type	Index

Market data

Open	1,659.57 EUR
High	1,669.59 EUR
Low	1,651.98 EUR
Close (prev. day)	1,658.56 EUR
Trading volume (m)	-
Volume (pcs)	-

Top 5

Name	Price	+ - (%)	Trend
ANDRITZ AG	52.25	+1.95 ▲	
VERBUND AG	70.90	+1.50 ▲	
OMV AG	43.58	+0.74 ▶	

Intraday 1w 1m 6m 1y 3y

Flop 5

Name	Price	+ - (%)	Trend
BAWAG GROU...	56.00	-2.61 ▼	
ERSTE GROU...	43.94	-0.07 ▶	

Intraday 1w 1m 6m 1y 3y

Futures and Options

Related Futures	0
Related Options	-

5y



Information about previous performance does not guarantee future performance.
Source: FactSet

Recent research

on market

Date	Headline	Download
2024/04/29	Aktienempfehlungen Österreich	
2024/04/29	HYPO NOE	
2024/04/29	Wie reagiert die Fed auf die jüngsten Daten?	
2024/04/26	Equity Weekly	
2024/04/26	Week Ahead	

Details

2024/04/29 17:50:02

Price

1,661.98 EURDifference  0.21% (3.42)

General attributes

ISIN AT0000634605

Symbol -

Country Austria

Security type Index

Instruments in index 5

Market data

Open 1,659.57 EUR

High 1,669.59 EUR

Low 1,651.98 EUR

Close (prev. day) 1,658.56 EUR

Trading volume (m) -

Volume (pcs) -

Performance and Risk

	6m	1y	3y
Perf (%)	+18.26%	+12.77%	+13.81%
Perf (abs.)	+256.61	+188.15	+201.62
Beta	-	-	-
Volatility	11.82	13.75	22.93

5y













Information about previous performance does not guarantee future performance.
Source: FactSet

Price data

Ø price 5 days Ø volume 5 days (pcs.)	1,675.18 EUR (0)
Ø price 30 days Ø volume 30 days (pcs.)	1,648.65 EUR (0)
Ø price 100 days Ø volume 100 days (pcs.)	1,582.70 EUR (0)
Ø price 250 days Ø volume 250 days (pcs.)	1,493.26 EUR (0)
YTD High date	1,694.45 EUR (2024/04/24)
YTD Low date	1,512.84 EUR (2024/01/17)
52 Weeks High date	1,694.45 EUR (2024/04/24)
52 Weeks Low date	1,327.99 EUR (2023/06/26)

Composition

Name  ISIN	Price	Diff %  Diff +/-	Performance 	Date Time	Turnover Pc.  Turnover Money 
ANDRITZ AG AT0000730007	52.25	1.95% 1.00		24/04/29 17:35:21	107,969 5,610,608.80
BAWAG GROUP AG AT0000BAWAG2	56.00	-2.61% -1.50		24/04/29 17:35:00	203,136 11,452,256.70
ERSTE GROUP BANK AG AT0000652011	43.94	-0.07% -0.03		24/04/29 17:35:00	408,989 17,985,748.05
OMV AG AT0000743059	43.58	0.74% 0.32		24/04/29 17:41:55	407,808 17,771,751.34
VERBUND AG AT0000746409	70.90	1.50% 1.05		24/04/29 17:37:44	61,038 4,323,111.90