

# AUSTRIA ATX 5

ISIN: **AT0000634605** WKN: -

## Overview

2024/04/26 17:50:01

Price

**1,658.56** EUR

Difference ▼ -1.09% (-18.32)

### General attributes

ISIN AT0000634605

Symbol -

Country Austria

Instruments in index 5

Type of index -

Security type Index

### Market data

Open 1,680.62 EUR

High 1,682.24 EUR

Low 1,658.56 EUR

Close (prev. day) 1,676.88 EUR

Trading volume (m) -

Volume (pcs) -

5y



Information about previous performance does not guarantee future performance.  
Source: FactSet

### Top 5

Name	Price	+ - (%)	Trend
BAWAG GROU...	57.50	+0.17	↔

Intraday 1w 1m 6m 1y 3y

### Flop 5

Name	Price	+ - (%)	Trend
ANDRITZ AG	51.25	-2.19	▼
VERBUND AG	69.85	-1.55	▼
ERSTE GROU...	43.97	-1.12	▼
OMV AG	43.26	-0.92	↔

Intraday 1w 1m 6m 1y 3y

### Futures and Options

Related Futures 0

Related Options -

### Recent research

on market		
Date	Headline	Download
2024/04/26	Equity Weekly	<a href="#">Download</a>
2024/04/26	Week Ahead	<a href="#">Download</a>
2024/04/26	Wochenausblick	<a href="#">Download</a>
2024/04/26	Global Equity Ratings	<a href="#">Download</a>
2024/04/26	Aktienempfehlungen Global	<a href="#">Download</a>

## Details

2024/04/26 17:50:01

Price

**1,658.56** EURDifference  -1.09% (-18.32)

## General attributes

ISIN AT0000634605

Symbol -

Country Austria

Security type Index

Instruments in index 5

## Market data

Open 1,680.62 EUR

High 1,682.24 EUR

Low 1,658.56 EUR

Close (prev. day) 1,676.88 EUR

Trading volume (m) -

Volume (pcs) -

## Performance and Risk

	6m	1y	3y
Perf (%)	+17.52%	+12.59%	+13.04%
Perf (abs.)	+247.25	+185.43	+191.35
Beta	-	-	-
Volatility	12.08	14.03	22.91








Information about previous performance does not guarantee future performance.  
Source: FactSet

## Price data

Ø price 5 days   Ø volume 5 days (pcs.)	1,676.24 EUR (0)
Ø price 30 days   Ø volume 30 days (pcs.)	1,645.41 EUR (0)
Ø price 100 days   Ø volume 100 days (pcs.)	1,581.66 EUR (0)
Ø price 250 days   Ø volume 250 days (pcs.)	1,492.40 EUR (0)
YTD High   date	1,694.45 EUR (2024/04/24)
YTD Low   date	1,512.84 EUR (2024/01/17)
52 Weeks High   date	1,694.45 EUR (2024/04/24)
52 Weeks Low   date	1,327.99 EUR (2023/06/26)

## Composition

Name  ISIN	Price	Diff %  Diff +/-	Performance 	Date Time	Turnover Pc.  Turnover Money 
ANDRITZ AG AT0000730007	51.25	-2.19% -1.15		24/04/26 17:35:02	214,744 11,086,281.55
BAWAG GROUP AG AT0000BAWAG2	57.50	0.17% 0.10		24/04/26 17:35:17	177,422 10,219,925.60
ERSTE GROUP BANK AG AT0000652011	43.97	-1.12% -0.50		24/04/26 17:35:27	447,749 19,743,261.31
OMV AG AT0000743059	43.26	-0.92% -0.40		24/04/26 17:35:02	362,684 15,715,397.82
VERBUND AG AT0000746409	69.85	-1.55% -1.10		24/04/26 17:35:24	77,200 5,404,449.60