

# AUSTRIA ATX 5

ISIN: **AT0000634605** WKN: -

## Overview

2024/04/26 16:18:29	
<b>Price</b>	<b>1,671.55</b> EUR
<b>Difference</b>	<span style="color: red;">▼</span> -0.32% (-5.33)
<b>General attributes</b>	
ISIN	AT0000634605
Symbol	-
Country	Austria
Instruments in index	5
Type of index	-
Security type	Index
<b>Market data</b>	
Open	1,680.62 EUR
High	1,682.24 EUR
Low	1,671.18 EUR
Close (prev. day)	1,676.88 EUR
Trading volume (m)	-
Volume (pcs)	-



Information about previous performance does not guarantee future performance.  
Source: FactSet

### Top 5

Name	Price	+ - (%)	Trend
BAWAG GROU...	58.15	+1.31	<span style="color: green;">▲</span>

Intraday 1w 1m 6m 1y 3y

### Flop 5

Name	Price	+ - (%)	Trend
ANDRITZ AG	51.75	-1.24	<span style="color: red;">▼</span>
OMV AG	43.26	-0.92	<span style="color: gray;">→</span>
VERBUND AG	70.35	-0.85	<span style="color: gray;">→</span>
ERSTE GROU...	44.42	-0.11	<span style="color: gray;">→</span>

Intraday 1w 1m 6m 1y 3y

### Futures and Options

Related Futures	0
Related Options	-

### Recent research

Date	Headline	Download
2024/04/26	Equity Weekly	<a href="#">Download</a>
2024/04/26	Week Ahead	<a href="#">Download</a>
2024/04/26	Wochenausblick	<a href="#">Download</a>
2024/04/26	Global Equity Ratings	<a href="#">Download</a>
2024/04/26	Aktienempfehlungen Global	<a href="#">Download</a>

## Details

2024/04/26 16:18:29

Price

**1,671.55** EURDifference  -0.32% (-5.33)

## General attributes

ISIN AT0000634605

Symbol -

Country Austria

Security type Index

Instruments in index 5

## Market data

Open 1,680.62 EUR

High 1,682.24 EUR

Low 1,671.18 EUR

Close (prev. day) 1,676.88 EUR

Trading volume (m) -

Volume (pcs) -

## Performance and Risk

	6m	1y	3y
Perf (%)	+18.82%	+13.95%	+15.84%
Perf (abs.)	+265.57	+205.33	+229.31
Beta	-	-	-
Volatility	12.00	14.00	22.90













Information about previous performance does not guarantee future performance.  
Source: FactSet

## Price data

Ø price 5 days   Ø volume 5 days (pcs.)	1,676.96 EUR (0)
Ø price 30 days   Ø volume 30 days (pcs.)	1,642.39 EUR (0)
Ø price 100 days   Ø volume 100 days (pcs.)	1,580.62 EUR (0)
Ø price 250 days   Ø volume 250 days (pcs.)	1,491.43 EUR (0)
YTD High   date	1,694.45 EUR (2024/04/24)
YTD Low   date	1,512.84 EUR (2024/01/17)
52 Weeks High   date	1,694.45 EUR (2024/04/24)
52 Weeks Low   date	1,327.99 EUR (2023/06/26)

## Composition

Name  ISIN	Price	Diff %  Diff +/-	Performance 	Date Time	Turnover Pc.  Turnover Money 
ANDRITZ AG AT0000730007	51.75	-1.24% -0.65		24/04/26 16:18:25	87,561 4,565,669.50
BAWAG GROUP AG AT0000BAWAG2	58.15	1.31% 0.75		24/04/26 16:09:46	53,044 3,064,370.35
ERSTE GROUP BANK AG AT0000652011	44.42	-0.11% -0.05		24/04/26 16:18:01	90,932 4,048,011.05
OMV AG AT0000743059	43.26	-0.92% -0.40		24/04/26 16:15:50	99,461 4,330,619.62
VERBUND AG AT0000746409	70.35	-0.85% -0.60		24/04/26 16:18:29	14,209 1,002,295.90