

## AUSTRIA ATX 5

ISIN: AT0000634605

WKN: -

## Overview

2024/04/25 17:50:01

Price

**1,676.88** EURDifference  -0.70% (-11.75)

## General attributes

ISIN	AT0000634605
Symbol	-
Country	Austria
Instruments in index	5
Type of index	-
Security type	Index

## Market data

Open	1,688.63 EUR
High	1,689.75 EUR
Low	1,669.29 EUR
Close (prev. day)	1,688.63 EUR
Trading volume (m)	-
Volume (pcs)	-

## Top 5

Name	Price	+ - (%)	Trend
OMV AG	43.66	+1.02	
VERBUND AG	70.95	+0.07	

Intraday 1w 1m 6m 1y 3y

## Flop 5

Name	Price	+ - (%)	Trend
ANDRITZ AG	52.40	-5.33	
BAWAG GROU...	57.40	-1.37	
ERSTE GROU...	44.47	-0.07	

Intraday 1w 1m 6m 1y 3y

## Futures and Options

Related Futures	0
Related Options	-

5y



Information about previous performance does not guarantee future performance.

Source: FactSet

## Recent research

on market

Date	Headline	Download
2024/04/24	 Credit Markets Weekly	
2024/04/24	 Credit Markets Weekly (DE)	
2024/04/24	 Corporate Credit Monitor Austria	
2024/04/23	 OeKB	
2024/04/23	 OeKB	

## Details

2024/04/25 17:50:01

Price

**1,676.88** EURDifference  -0.70% (-11.75)

## General attributes

ISIN AT0000634605

Symbol -

Country Austria

Security type Index

Instruments in index 5

## Market data

Open 1,688.63 EUR

High 1,689.75 EUR

Low 1,669.29 EUR

Close (prev. day) 1,688.63 EUR

Trading volume (m) -

Volume (pcs) -

## Performance and Risk

	6m	1y	3y
Perf (%)	+18.82%	+13.95%	+15.84%
Perf (abs.)	+265.57	+205.33	+229.31
Beta	-	-	-
Volatility	12.00	14.00	22.90



5y











Information about previous performance does not guarantee future performance.

Source: FactSet

## Price data

Ø price 5 days   Ø volume 5 days (pcs.)	1,676.96 EUR (0)
Ø price 30 days   Ø volume 30 days (pcs.)	1,642.39 EUR (0)
Ø price 100 days   Ø volume 100 days (pcs.)	1,580.62 EUR (0)
Ø price 250 days   Ø volume 250 days (pcs.)	1,491.43 EUR (0)
YTD High   date	1,694.45 EUR (2024/04/24)
YTD Low   date	1,512.84 EUR (2024/01/17)
52 Weeks High   date	1,694.45 EUR (2024/04/24)
52 Weeks Low   date	1,327.99 EUR (2023/06/26)

## Composition

Name  ISIN	Price	Diff %  Diff +/-	Performance 	Date Time	Turnover Pc.  Turnover Money 
ANDRITZ AG AT0000730007	52.40	-5.33% -2.95		24/04/25 17:35:04	317,819 16,734,199.05
BAWAG GROUP AG AT0000BAWAG2	57.40	-1.37% -0.80		24/04/25 17:35:05	119,773 6,893,183.05
ERSTE GROUP BANK AG AT0000652011	44.47	-0.07% -0.03		24/04/25 17:35:29	356,817 15,858,086.86
OMV AG AT0000743059	43.66	1.02% 0.44		24/04/25 17:35:59	315,788 13,749,304.32
VERBUND AG AT0000746409	70.95	0.07% 0.05		24/04/25 17:35:02	58,086 4,114,203.95