

AUSTRIA ATX 5

ISIN: **AT0000634605** WKN: -

Overview

2024/04/24 17:50:01

Price

1,688.63 EURDifference  -0.07% (-1.20)

General attributes

ISIN	AT0000634605
Symbol	-
Country	Austria
Instruments in index	5
Type of index	-
Security type	Index

Market data

Open	1,691.70 EUR
High	1,694.45 EUR
Low	1,682.74 EUR
Close (prev. day)	1,689.83 EUR
Trading volume (m)	-
Volume (pcs)	-

Top 5

Name	Price	+ - (%)	Trend
BAWAG GROU...	58.20	+1.75	
VERBUND AG	70.90	+0.57	

Intraday 1w 1m 6m 1y 3y

Flop 5

Name	Price	+ - (%)	Trend
ANDRITZ AG	55.35	-1.34	
OMV AG	43.22	-1.10	
ERSTE GROU...	44.50	-0.04	

Intraday 1w 1m 6m 1y 3y

Futures and Options

Related Futures	0
Related Options	-

5y



Information about previous performance does not guarantee future performance.

Source: FactSet

Recent research

on market

Date	Headline	Download
2024/04/24	 Credit Markets Weekly	
2024/04/24	 Credit Markets Weekly (DE)	
2024/04/24	 Corporate Credit Monitor Austria	
2024/04/23	 OeKB	
2024/04/23	 OeKB	

Details

2024/04/24 17:50:01

Price

1,688.63 EURDifference  -0.07% (-1.20)

General attributes

ISIN AT0000634605

Symbol -

Country Austria

Security type Index

Instruments in index 5

Market data

Open 1,691.70 EUR

High 1,694.45 EUR

Low 1,682.74 EUR

Close (prev. day) 1,689.83 EUR

Trading volume (m) -

Volume (pcs) -

Performance and Risk

	6m	1y	3y
Perf (%)	+19.53%	+13.82%	+16.65%
Perf (abs.)	+275.95	+204.97	+241.06
Beta	-	-	-
Volatility	11.97	13.98	22.91













Information about previous performance does not guarantee future performance.
Source: FactSet

Price data

Ø price 5 days Ø volume 5 days (pcs.)	1,674.00 EUR (0)
Ø price 30 days Ø volume 30 days (pcs.)	1,638.19 EUR (0)
Ø price 100 days Ø volume 100 days (pcs.)	1,579.31 EUR (0)
Ø price 250 days Ø volume 250 days (pcs.)	1,490.45 EUR (0)
YTD High date	1,694.45 EUR (2024/04/24)
YTD Low date	1,512.84 EUR (2024/01/17)
52 Weeks High date	1,694.45 EUR (2024/04/24)
52 Weeks Low date	1,327.99 EUR (2023/06/26)

Composition

Name  ISIN	Price	Diff %  Diff +/-	Performance 	Date Time	Turnover Pc.  Turnover Money 
ANDRITZ AG AT0000730007	55.35	-1.34% -0.75		24/04/24 17:37:17	146,258 8,135,906.90
BAWAG GROUP AG AT0000BAWAG2	58.20	1.75% 1.00		24/04/24 17:37:06	198,152 11,513,920.55
ERSTE GROUP BANK AG AT0000652011	44.50	-0.04% -0.02		24/04/24 17:35:15	521,126 23,179,738.62
OMV AG AT0000743059	43.22	-1.10% -0.48		24/04/24 17:35:18	408,392 17,671,473.32
VERBUND AG AT0000746409	70.90	0.57% 0.40		24/04/24 17:35:24	112,413 7,941,652.65