

## AUSTRIA ATX 5

ISIN: AT0000634605

WKN: -

## Overview

2024/04/23 17:50:01

Price

1,689.83 EUR

Difference ▲ 1.35% (22.55)

## General attributes

ISIN AT0000634605

Symbol -

Country Austria

Instruments in index 5

Type of index -

Security type Index

## Market data

Open 1,667.46 EUR

High 1,690.35 EUR

Low 1,665.46 EUR

Close (prev. day) 1,667.28 EUR

Trading volume (m) -

Volume (pcs) -

## Top 5

Name <span>⬇</span>	Price	+ - (%) <span>⬇</span>	Trend <span>⬇</span>
ERSTE GROU...	44.52	+2.37 <span style="color: green;">▲</span>	<span style="color: green;">▲</span>
BAWAG GROU...	57.20	+2.14 <span style="color: green;">▲</span>	<span style="color: green;">▲</span>
VERBUND AG	70.50	+0.50 <span style="color: grey;">↔</span>	<span style="color: grey;">↔</span>
ANDRITZ AG	56.10	+0.36 <span style="color: grey;">↔</span>	<span style="color: grey;">↔</span>
OMV AG	43.70	+0.18 <span style="color: grey;">↔</span>	<span style="color: grey;">↔</span>

Intraday 1w 1m 6m 1y 3y

## Flop 5

Name <span>⬇</span>	Price	+ - (%) <span>⬇</span>	Trend <span>⬇</span>
OMV AG	43.70	+0.18 <span style="color: grey;">↔</span>	<span style="color: grey;">↔</span>
ANDRITZ AG	56.10	+0.36 <span style="color: grey;">↔</span>	<span style="color: grey;">↔</span>
VERBUND AG	70.50	+0.50 <span style="color: grey;">↔</span>	<span style="color: grey;">↔</span>
BAWAG GROU...	57.20	+2.14 <span style="color: green;">▲</span>	<span style="color: green;">▲</span>
ERSTE GROU...	44.52	+2.37 <span style="color: green;">▲</span>	<span style="color: green;">▲</span>

Intraday 1w 1m 6m 1y 3y



Information about previous performance does not guarantee future performance.

Source: FactSet

## Recent research

on market		
Date	Headline	Download
2024/04/23	<span style="color: red;">🇬🇧</span> OeKB	<span style="color: blue;">⬇</span>
2024/04/23	<span style="color: red;">🇩🇪</span> OeKB	<span style="color: blue;">⬇</span>
2024/04/22	<span style="color: red;">🇩🇪</span> Wird sich die Stimmung im April verbessern?	<span style="color: blue;">⬇</span>
2024/04/22	<span style="color: red;">🇩🇪</span> Kommunalkredit Austria AG	<span style="color: blue;">⬇</span>
2024/04/19	<span style="color: red;">🇩🇪</span> Equity Weekly	<span style="color: blue;">⬇</span>

**Futures and Options**

**Related Futures** 0

**Related Options** -

## Details

2024/04/23 17:50:01

Price

**1,689.83** EURDifference  1.35% (22.55)

## General attributes

ISIN AT0000634605

Symbol -

Country Austria

Security type Index

Instruments in index 5

## Market data

Open 1,667.46 EUR

High 1,690.35 EUR

Low 1,665.46 EUR

Close (prev. day) 1,667.28 EUR

Trading volume (m) -

Volume (pcs) -

## Performance and Risk

	6m	1y	3y
Perf (%)	+19.85%	+14.28%	+16.74%
Perf (abs.)	+279.90	+211.10	+242.26
Beta	-	-	-
Volatility	11.97	14.00	22.93













Information about previous performance does not guarantee future performance.

Source: FactSet

## Price data

Ø price 5 days   Ø volume 5 days (pcs.)	1,665.21 EUR (0)
Ø price 30 days   Ø volume 30 days (pcs.)	1,633.28 EUR (0)
Ø price 100 days   Ø volume 100 days (pcs.)	1,577.76 EUR (0)
Ø price 250 days   Ø volume 250 days (pcs.)	1,489.43 EUR (0)
YTD High   date	1,690.35 EUR (2024/04/23)
YTD Low   date	1,512.84 EUR (2024/01/17)
52 Weeks High   date	1,690.35 EUR (2024/04/23)
52 Weeks Low   date	1,327.99 EUR (2023/06/26)

## Composition

Name  ISIN	Price	Diff %  Diff +/-	Performance 	Date Time	Turnover Pc.  Turnover Money 
ANDRITZ AG AT0000730007	56.10	0.36% 0.20		24/04/23 17:35:19	76,782 4,278,829.70
BAWAG GROUP AG AT0000BAWAG2	57.20	2.14% 1.20		24/04/23 17:38:43	164,110 9,374,918.65
ERSTE GROUP BANK AG AT0000652011	44.52	2.37% 1.03		24/04/23 17:35:04	514,669 22,775,588.63
OMV AG AT0000743059	43.70	0.18% 0.08		24/04/23 17:41:54	308,918 13,501,449.30
VERBUND AG AT0000746409	70.50	0.50% 0.35		24/04/23 17:40:26	73,028 5,142,234.55