

AUSTRIA ATX 5

ISIN: **AT0000634605** WKN: -

Overview

2024/04/19 17:50:01

Price

1,662.20 EURDifference  0.01% (0.15)

General attributes

ISIN AT0000634605

Symbol -

Country Austria

Instruments in index 5

Type of index -

Security type Index

Market data

Open 1,654.85 EUR

High 1,663.86 EUR

Low 1,649.02 EUR

Close (prev. day) 1,662.05 EUR

Trading volume (m) -

Volume (pcs) -

Top 5

Name 	Price	+ - (%) 	Trend 
ERSTE GROU...	43.00	+0.75	
VERBUND AG	70.35	+0.29	
BAWAG GROU...	56.00	+0.09	

Intraday 1w 1m 6m 1y 3y

Flop 5

Name 	Price	+ - (%) 	Trend 
ANDRITZ AG	56.30	-1.40	
OMV AG	43.58	-0.68	

Intraday 1w 1m 6m 1y 3y

Futures and Options

Related Futures 0

Related Options -

5y



Information about previous performance does not guarantee future performance.

Source: FactSet

Recent research

on market

Date	Headline	Download
2024/04/19	 Equity Weekly	
2024/04/19	 Week Ahead	
2024/04/19	 Wochenausblick	
2024/04/17	 Credit Markets Weekly	
2024/04/17	 Credit Markets Weekly (DE)	

Details

2024/04/19 17:50:01

Price

1,662.20 EUR

 Difference ▲ 0.01% (0.15)

General attributes

ISIN	AT0000634605
Symbol	-
Country	Austria
Security type	Index
Instruments in index	5

Market data

Open	1,654.85 EUR
High	1,663.86 EUR
Low	1,649.02 EUR
Close (prev. day)	1,662.05 EUR
Trading volume (m)	-
Volume (pcs)	-

Performance and Risk

	6m	1y	3y
Perf (%)	+15.73%	+12.31%	+15.05%
Perf (abs.)	+225.94	+182.19	+217.45
Beta	-	-	-
Volatility	11.85	13.94	22.92

5y













Information about previous performance does not guarantee future performance.
Source: FactSet

Price data

Ø price 5 days Ø volume 5 days (pcs.)	1,651.02 EUR (0)
Ø price 30 days Ø volume 30 days (pcs.)	1,624.85 EUR (0)
Ø price 100 days Ø volume 100 days (pcs.)	1,574.56 EUR (0)
Ø price 250 days Ø volume 250 days (pcs.)	1,487.83 EUR (0)
YTD High date	1,685.45 EUR (2024/04/08)
YTD Low date	1,512.84 EUR (2024/01/17)
52 Weeks High date	1,685.45 EUR (2024/04/08)
52 Weeks Low date	1,327.99 EUR (2023/06/26)

Composition

Name  ISIN	Price	Diff %  Diff +/-	Performance 	Date Time	Turnover Pc.  Turnover Money 
ANDRITZ AG AT0000730007	56.30	-1.40% -0.80		24/04/19 17:35:14	137,774 7,799,642.30
BAWAG GROUP AG AT0000BAWAG2	56.00	0.09% 0.05		24/04/19 17:43:22	162,667 9,088,554.70
ERSTE GROUP BANK AG AT0000652011	43.00	0.75% 0.32		24/04/19 17:35:00	530,750 22,692,185.50
OMV AG AT0000743059	43.58	-0.68% -0.30		24/04/19 17:35:17	308,111 13,410,403.20
VERBUND AG AT0000746409	70.35	0.29% 0.20		24/04/19 17:36:37	494,136 34,778,960.35