

AUSTRIA ATX 5

ISIN: AT0000634605 WKN: -

Overview

2024/04/18 17:50:01	
Price	1,662.05 EUR
Difference	1.06% (17.38)
General attributes	
ISIN	AT0000634605
Symbol	-
Country	Austria
Instruments in index	5
Type of index	-
Security type	Index
Market data	
Open	1,646.13 EUR
High	1,663.66 EUR
Low	1,645.94 EUR
Close (prev. day)	1,644.67 EUR
Trading volume (m)	-
Volume (pcs)	-

Top 5

Name	Price	+ - (%)	Trend
BAWAG GROU...	55.95	+3.04	
ERSTE GROU...	42.68	+1.74	
VERBUND AG	70.15	+0.36	
ANDRITZ AG	57.10	+0.18	
Intraday	1w 1m 6m 1y 3y		

Flop 5

Name	Price	+ - (%)	Trend
OMV AG	43.88	-0.41	
Intraday	1w 1m 6m 1y 3y		

Futures and Options

Related Futures	0
Related Options	-



Information about previous performance does not guarantee future performance.
Source: FactSet

Recent research

on market		
Date	Headline	Download
2024/04/17	Credit Markets Weekly	
2024/04/17	Credit Markets Weekly (DE)	
2024/04/15	Industrie nimmt Fahrt auf!	
2024/04/15	Aktienempfehlungen Österreich	
2024/04/12	Equity Weekly	

Details

2024/04/18 17:50:01	
Price	1,662.05 EUR
Difference	1.06% (17.38)

General attributes	
ISIN	AT0000634605
Symbol	-
Country	Austria
Security type	Index
Instruments in index	5

Market data	
Open	1,646.13 EUR
High	1,663.66 EUR
Low	1,645.94 EUR
Close (prev. day)	1,644.67 EUR
Trading volume (m)	-
Volume (pcs)	-











Performance and Risk			
	6m	1y	3y
Perf (%)	+14.83%	+12.59%	+14.35%
Perf (abs.)	+214.66	+185.90	+208.58
Beta	-	-	-
Volatility	12.12	13.95	22.98



Information about previous performance does not guarantee future performance.
Source: FactSet

Price data	
Ø price 5 days Ø volume 5 days (pcs.)	1,650.21 EUR (0)
Ø price 30 days Ø volume 30 days (pcs.)	1,621.48 EUR (0)
Ø price 100 days Ø volume 100 days (pcs.)	1,573.10 EUR (0)
Ø price 250 days Ø volume 250 days (pcs.)	1,487.07 EUR (0)
YTD High date	1,685.45 EUR (2024/04/08)
YTD Low date	1,512.84 EUR (2024/01/17)
52 Weeks High date	1,685.45 EUR (2024/04/08)
52 Weeks Low date	1,327.99 EUR (2023/06/26)

Composition

Name  ISIN	Price	Diff %  Diff +/-	Performance 	Date Time	Turnover Pc.  Turnover Money 
ANDRITZ AG AT0000730007	57.10	0.18% 0.10		24/04/18 17:35:20	110,683 6,317,578.55
BAWAG GROUP AG AT0000BAWAG2	55.95	3.04% 1.65		24/04/18 17:35:54	204,931 11,422,352.40
ERSTE GROUP BANK AG AT0000652011	42.68	1.74% 0.73		24/04/18 17:35:30	512,537 21,817,684.26
OMV AG AT0000743059	43.88	-0.41% -0.18		24/04/18 17:41:02	341,465 14,980,885.28
VERBUND AG AT0000746409	70.15	0.36% 0.25		24/04/18 17:35:21	119,886 8,382,860.15