

## AUSTRIA ATX 5

ISIN: AT0000634605

WKN: -

## Overview

2024/04/18 11:26:04

Price

**1,648.18** EURDifference  0.21% (3.51)

## General attributes

ISIN AT0000634605

Symbol -

Country Austria

Instruments in index 5

Type of index -

Security type Index

## Market data

Open 1,646.13 EUR

High 1,657.51 EUR

Low 1,646.13 EUR

Close (prev. day) 1,644.67 EUR

Trading volume (m) -

Volume (pcs) -

## Top 5

Name 	Price	+ - (%) 	Trend 
BAWAG GROU...	54.90	+1.10	
ERSTE GROU...	42.22	+0.64	
ANDRITZ AG	57.10	+0.18	

Intraday 1w 1m 6m 1y 3y

## Flop 5

Name 	Price	+ - (%) 	Trend 
OMV AG	43.70	-0.82	
VERBUND AG	69.75	-0.21	

Intraday 1w 1m 6m 1y 3y

## Futures and Options

Related Futures 0

Related Options -

5y



Information about previous performance does not guarantee future performance.

Source: FactSet

## Recent research

on market		
Date	Headline	Download
2024/04/17	 Credit Markets Weekly	
2024/04/17	 Credit Markets Weekly (DE)	
2024/04/15	 Industrie nimmt Fahrt auf!	
2024/04/15	 Aktienempfehlungen Österreich	
2024/04/12	 Equity Weekly	

## Details

2024/04/18 11:26:04

## Price

**1,648.18** EURDifference  0.21% (3.51)

## General attributes

ISIN AT0000634605

Symbol -

Country Austria

Security type Index

Instruments in index 5

## Market data

Open 1,646.13 EUR

High 1,657.51 EUR

Low 1,646.13 EUR

Close (prev. day) 1,644.67 EUR

Trading volume (m) -

Volume (pcs) -

## Performance and Risk

	6m	1y	3y
Perf (%)	+12.29%	+12.43%	+13.15%
Perf (abs.)	+180.00	+181.84	+191.20
Beta	-	-	-
Volatility	12.11	13.91	22.98











Information about previous performance does not guarantee future performance.  
Source: FactSet

## Price data

Ø price 5 days   Ø volume 5 days (pcs.)	1,648.67 EUR (0)
Ø price 30 days   Ø volume 30 days (pcs.)	1,617.70 EUR (0)
Ø price 100 days   Ø volume 100 days (pcs.)	1,571.56 EUR (0)
Ø price 250 days   Ø volume 250 days (pcs.)	1,486.31 EUR (0)
YTD High   date	1,685.45 EUR (2024/04/08)
YTD Low   date	1,512.84 EUR (2024/01/17)
52 Weeks High   date	1,685.45 EUR (2024/04/08)
52 Weeks Low   date	1,327.99 EUR (2023/06/26)

## Composition

Name  ISIN	Price	Diff %  Diff +/-	Performance 	Date Time	Turnover Pc.  Turnover Money 
ANDRITZ AG AT0000730007	57.10	0.18% 0.10		24/04/18 11:24:27	31,085 1,772,707.95
BAWAG GROUP AG AT0000BAWAG2	54.90	1.10% 0.60		24/04/18 11:26:04	38,368 2,116,855.00
ERSTE GROUP BANK AG AT0000652011	42.22	0.64% 0.27		24/04/18 11:25:53	51,900 2,189,790.49
OMV AG AT0000743059	43.70	-0.82% -0.36		24/04/18 11:23:01	30,245 1,325,749.56
VERBUND AG AT0000746409	69.75	-0.21% -0.15		24/04/18 11:25:36	22,230 1,562,377.45