

# AUSTRIA ATX 5

ISIN: **AT0000634605** WKN: -

## Overview

2024/04/16 17:50:02

Price

**1,638.54** EUR

Difference ▼ -0.55% (-9.11)

### General attributes

ISIN AT0000634605

Symbol -

Country Austria

Instruments in index 5

Type of index -

Security type Index

### Market data

Open 1,646.44 EUR

High 1,646.89 EUR

Low 1,629.07 EUR

Close (prev. day) 1,647.65 EUR

Trading volume (m) -

Volume (pcs) -

### Top 5

Name	Price	+ - (%)	Trend
VERBUND AG	71.25	+1.79	<span style="color: green;">▲</span>

Intraday 1w 1m 6m 1y 3y

### Flop 5

Name	Price	+ - (%)	Trend
ANDRITZ AG	57.00	-1.55	<span style="color: red;">▼</span>
BAWAG GROU...	53.25	-1.30	<span style="color: red;">▼</span>
OMV AG	44.04	-0.90	<span style="color: gray;">↔</span>
ERSTE GROU...	41.50	-0.69	<span style="color: gray;">↔</span>

Intraday 1w 1m 6m 1y 3y

### Futures and Options

Related Futures 0

Related Options -

5y



Information about previous performance does not guarantee future performance.  
Source: FactSet

### Recent research

Date	Headline	Download
2024/04/15	Industrie nimmt Fahrt auf!	
2024/04/15	Aktienempfehlungen Österreich	
2024/04/12	Equity Weekly	
2024/04/12	Wochenausblick	
2024/04/12	Week Ahead	

## Details

2024/04/16 17:50:02

Price

**1,638.54** EURDifference  **-0.55%** (-9.11)

## General attributes

ISIN AT0000634605

Symbol -

Country Austria

Security type Index

Instruments in index 5

## Market data

Open 1,646.44 EUR

High 1,646.89 EUR

Low 1,629.07 EUR

Close (prev. day) 1,647.65 EUR

Trading volume (m) -

Volume (pcs) -

## Performance and Risk

	6m	1y	3y
Perf (%)	+11.54%	+11.44%	+12.73%
Perf (abs.)	+169.49	+168.24	+185.07
Beta	-	-	-
Volatility	12.24	13.93	23.00

5y













Information about previous performance does not guarantee future performance.  
Source: FactSet

## Price data

Ø price 5 days   Ø volume 5 days (pcs.)	1,652.32 EUR (0)
Ø price 30 days   Ø volume 30 days (pcs.)	1,614.35 EUR (0)
Ø price 100 days   Ø volume 100 days (pcs.)	1,570.20 EUR (0)
Ø price 250 days   Ø volume 250 days (pcs.)	1,485.66 EUR (0)
YTD High   date	1,685.45 EUR (2024/04/08)
YTD Low   date	1,512.84 EUR (2024/01/17)
52 Weeks High   date	1,685.45 EUR (2024/04/08)
52 Weeks Low   date	1,327.99 EUR (2023/06/26)

## Composition

Name  ISIN	Price	Diff %  Diff +/-	Performance 	Date Time	Turnover Pc.  Turnover Money 
ANDRITZ AG AT0000730007	57.00	-1.55% -0.90		24/04/16 17:35:17	134,987 7,693,733.05
BAWAG GROUP AG AT0000BAWAG2	53.25	-1.30% -0.70		24/04/16 17:35:04	202,633 10,799,021.20
ERSTE GROUP BANK AG AT0000652011	41.50	-0.69% -0.29		24/04/16 17:35:20	616,864 25,575,483.45
OMV AG AT0000743059	44.04	-0.90% -0.40		24/04/16 17:35:15	353,319 15,546,762.58
VERBUND AG AT0000746409	71.25	1.79% 1.25		24/04/16 17:35:20	162,244 11,574,355.90