

AUSTRIA ATX 5

ISIN: **AT0000634605** WKN: -

Overview

2023/09/22 13:21:33

Price

1,464.58 EURDifference  0.16% (2.36)

General attributes

ISIN	AT0000634605
Symbol	-
Country	Austria
Instruments in index	5
Type of index	-
Security type	Index

Market data

Open	1,461.49 EUR
High	1,465.98 EUR
Low	1,451.73 EUR
Close (prev. day)	1,462.22 EUR
Trading volume (m)	-
Volume (pcs)	-

Top 5

Name 	Price	+ - (%) 	Trend 
ANDRITZ AG	47.82	+0.84	
ERSTE GROU...	32.67	+0.77	
BAWAG GROU...	43.94	+0.69	

Intraday **1w** 1m 6m 1y 3y

Flop 5

Name 	Price	+ - (%) 	Trend 
VERBUND AG	79.95	-1.17	
OMV AG	45.30	-0.33	

Intraday **1w** 1m 6m 1y 3y

Futures and Options

Related Futures	0
Related Options	-

5y



Information about previous performance does not guarantee future performance.

Source: FactSet

Recent research

on market

Date	Headline	Download
2023/09/20	 Credit Markets Weekly	
2023/09/20	 Credit Markets Weekly (DE)	
2023/09/19	 BAWAG Group AG	
2023/09/18	 Aktienempfehlungen Österreich	
2023/09/18	 Equity Weekly	

Details

2023/09/22 13:21:33

Price

1,464.58 EUR

Difference



0.16% (2.36)

General attributes

ISIN AT0000634605

Symbol -

Country Austria

Security type Index

Instruments in index 5

Market data

Open 1,461.49 EUR

High 1,465.98 EUR

Low 1,451.73 EUR

Close (prev. day) 1,462.22 EUR

Trading volume (m) -

Volume (pcs) -

Performance and Risk

	6m	1y	3y
Perf (%)	+0.85%	+11.81%	+57.07%
Perf (abs.)	+12.37	+154.48	+531.30
Beta	-	-	-
Volatility	17.69	20.68	24.93



5y











Information about previous performance does not guarantee future performance.

Source: FactSet

Price data

Ø price 5 days Ø volume 5 days (pcs.)	1,468.84 EUR (0)
Ø price 30 days Ø volume 30 days (pcs.)	1,440.44 EUR (0)
Ø price 100 days Ø volume 100 days (pcs.)	1,415.18 EUR (0)
Ø price 250 days Ø volume 250 days (pcs.)	1,438.82 EUR (0)
YTD High date	1,632.61 EUR (2023/02/28)
YTD Low date	1,327.99 EUR (2023/06/26)
52 Weeks High date	1,632.61 EUR (2023/02/28)
52 Weeks Low date	1,196.10 EUR (2022/09/29)

Composition

Name  ISIN	Price	Diff %  Diff +/-	Performance 	Date Time	Turnover Pc.  Turnover Money 
ANDRITZ AG AT0000730007	47.82	0.84% 0.40		23/09/22 13:10:56	25,380 1,213,572.70
BAWAG GROUP AG AT0000BAWAG2	43.94	0.69% 0.30		23/09/22 13:19:53	17,418 760,122.94
ERSTE GROUP BANK AG AT0000652011	32.67	0.77% 0.25		23/09/22 13:20:33	147,766 4,800,844.69
OMV AG AT0000743059	45.30	-0.33% -0.15		23/09/22 13:21:33	33,494 1,514,485.92
VERBUND AG AT0000746409	79.95	-1.17% -0.95		23/09/22 13:14:00	9,528 763,067.50